

Reorder No.  
EUR11.12



***Abrasive Power Tools***  
***For The Automotive Aftermarket***

[www.dynabrade.com](http://www.dynabrade.com)



Established in 1989, Dynabrade Europe is the Luxembourg-based office for Europe, Middle East and Africa providing Sales, Marketing, Customer Service, Warehousing and Repair services for the Dynabrade product range.

Dynabrade has earned a reputation and position of continued leadership in the innovative design and manufacturing of unique portable abrasive power tools since 1969.

Dynabrade designs tools for a wide range of technical applications such as cutting, grinding, sanding, polishing, deburring and filing. Our tools are used in the Automotive Aftermarket, AOEM, Aerospace, Industrial and Marine markets for quality finishing of various materials such as metal, wood, plastic, rubber, stone, glass, fibreglass and composites.

Thanks to continuous research and development, Dynabrade produces the most reliable, long-lasting and ergonomic tools on the market that are available through professional distribution networks worldwide. Dynabrade ensures that all tools comply to or even exceed the requirements of Health & Safety regulations. Together with our customers, we define the best solutions for their production processes, achieving perfect results and improving productivity.



**DYNABRADE EUROPE S.à r.l.**

Zone Artisanale Op Tomm 6 • L-5485 Wormeldange—Haut, Luxembourg

Telephone: +352 768 494 1 • Fax: +352 768 495

[www.dynabrade.com](http://www.dynabrade.com)

## CONVERSION TABLES

### Conversion Factors

Length	Metres	Centimetres	Millimetres
1 Inch (in.)	0.0254 m	2.54 cm	25.4 mm
1 Foot (ft.)	0.3048 m	30.48 cm	304.8 mm

Weight	Kilograms	Grams
1 Ounce (oz.)	0.02835 kg	28.35 g
1 Pound (lb.)	0.454 kg	454 g

Volume	Litres
1 US Gallon	3.785 l

Torque	Newton Metres
1 Ounceinch	0.00706 Nm
1 Poundinch	0.11298 Nm

Power	Kilowatts	Watts
1 hp	0.745 kW	745 W

### Most Common Sizes

Inches	Millimetres	Inches	Millimetres	Inches	Millimetres
3/32"	2.5 mm	2-3/4"	70 mm	11"	279 mm
1/8"	3 mm	3"	76 mm	12"	305 mm
3/16"	5 mm	3-1/2"	89 mm	18"	457 mm
1/4"	6 mm	4"	102 mm	20-1/2"	521 mm
3/8"	10 mm	4-1/2"	114 mm	24"	610 mm
1/2"	13 mm	5"	127 mm	30"	762 mm
3/4"	19 mm	6"	152 mm	34"	864 mm
1"	25 mm	7"	178 mm	44"	1,118 mm
1-1/4"	32 mm	8"	203 mm		
2"	51 mm	9"	229 mm		

### Most Common Rectangular Pad Sizes - Width x Length

Inches	Millimetres	Inches	Millimetres
4" x 4-5/16"	102 mm x 110 mm	3-2/3" x 7"	93 mm x 178 mm
4-1/4" x 4-1/2"	108 mm x 114 mm	2-7/8" x 3-1/8"	73 mm x 79 mm
2-3/4" x 8"	70 mm x 203 mm	2-3/8" x 3-3/4"	60 mm x 95 mm
2-3/4" x 11"	70 mm x 279 mm		



# TABLE OF CONTENTS

Numerical Tool Index on Pages 105-106

## 1. Carbody Work • Page 1

### Tools

Cut-Off Wheel Tools .....	2
Die Grinders .....	2-3
Disc Sanders .....	4
Auto File II Belt Tools .....	4
DynaZip Surface Preparation Tools .....	5
Red-Tred® Eraser Disc Pistol Grip Tool .....	5

### Accessories

Disc Sanding Pads .....	6
Collets & Inserts .....	6
Contact Arms .....	7-8
DynaZip Hub Assemblies .....	9
Red-Tred® Eraser Disc Assembly .....	9

### Consumables

Carbide Burr Kits .....	10
Silcon Carbide Oxide Removal Wheels .....	11
Aluminum Oxide Deburring & Finishing Wheels .....	12
Unitised Wheels; Sanding, Removal and Finishing Discs .....	13
Unitised Discs; Surface Conditioning Discs .....	14
Sanding Belts .....	14-15
Cleaning & Polishing Products; DynaZip Accessories .....	16

## 2. Paint Preparation • Page 17

### Tools

DynaLocke® Dual-Action Sander .....	18
Two-Hand Gear-Driven Sanders .....	19
Two-Hand Dynorbital® Sanders .....	20
Dynabug® Orbital Sanders .....	21
Dynabug® II Orbital Sanders .....	22
Dynorbital® Silver Supreme .....	24
Dynorbital-Spirit® .....	25
Palm-Style Random Orbital Sander Specifications .....	26
HiVac Dynorbital-Spirit®, Sander/Buffer, Rotary Buffer .....	27
Dry Dynabug® "Model T" .....	28
Wet Dynabug® "Model T" .....	29
Wet Dynafine® Detail Sander .....	29
Wet Random Orbital Sanders .....	30
Dynorbital® Supreme Scrubber .....	31
Dynafine® Detail Sander .....	31

### Accessories

Random Orbital Sander Back-Up Pads .....	32-33
Gear-Driven Sander Back-Up Pads .....	33-34
Dynabug® II Back-Up Pads .....	34
Dynabug® Back-Up Pads; Dynaline Back-Up Pads; .....	35
File Board Sander Back-Up Pads .....	35
Dynabug® "Model T" Back-Up Pads .....	36
Dynafine® Back-Up Pads .....	37
Wet Dynabug® "Model T" Back-Up Pads .....	37
Wet Dynorbital® Supreme Back-Up Pads .....	37
Wet Dynafine® Back-Up Pads .....	38
Portable Wet Tank; Faucet/Garden Hose Connection .....	38
Random Orbital Sander Interface Pads .....	38
Dynafine® Interface Pads; Conversion Pads .....	39
Hose Connections Cross-Reference Table .....	40-41

### Consumables

Aluminum Oxide Sanding Discs .....	42-44
Silicon Carbide Denibbing Discs .....	44
Aluminum Oxide Sanding Sheets .....	44-45

**For FREE On-Site Demonstration,  
Call +352 768 494 1 or Fax +352 768 495!**



[www.dynabrade.com](http://www.dynabrade.com)

**3. Paint Finishing • Page 46****Tools**

Lighting Unit Renewal Kit.....	47
Dynorbital-Spirit® .....	47
Original "Two-Step" System .....	48
"Two-Step" System Kits .....	49
"Two-Step" System Orbital Sanders and Random Orbital Sanders .....	50
"Two-Step" System Dynabuffers .....	51
Electric Right Angle Polisher Kit and Tool .....	52
Right Angle Polishers; Polishing Head Kit; Cut & Polish Head .....	53
Right Angle Polishers; Pistol Grip Eraser Disc/Buffering Versatility Kit .....	54
Angle-Head Polisher .....	54

**Accessories**

Random Orbital Sander Back-Up Pads .....	55
Dynabuffer Back-Up Pads; Polisher Back-Up Pads, Foam Back-Up Pads .....	56
Interface and Conversion Pads; Mini-Dynorbital® Sanding Heads .....	57
Handles; Hang Plates; Accessories for Compounds .....	58

**Consumables**

Lighting Renewal Kit Re-Fill Kits.....	59-60
Aluminum Oxide Discs; Silicon Carbide Discs; Compounds .....	61
Polishing Foams & Pads; Microfibre Wipes .....	62

**4. Dust Collection & Related Accessories • Page 64**

Downdraft Tables; Accessory Pack.....	65
Electric Portable Vacuum Systems .....	66
Coaxial Vacuum Hose Assemblies .....	67
Hose Connections Cross-Reference Table.....	68-69
Electric Portable Vacuum Accessories.....	70-71
Dust Collection Receptacles.....	72
Self-Contained Dust Collection Systems .....	72
Hose Accessories.....	73

**5. Air Supply Accessories • Page 74**

Air Line Assembly Components .....	75-78
Swivel Air Line Hoses; Fittings .....	78
Plugs; Push-Button Composite Couplers .....	79
Spring-Action Steel Couplers; Safety Couplers .....	80
Dynaswivel® Air Line Connectors .....	81
Speed Control Dial; Air Line Test Gauge; Filter-Regulator-Lubricator .....	82
DynaJet In-Line Blow Gun; Dynabrade Air Lube .....	83
Grease and Grease Gun; Gear Oil .....	83

**6. Additional Accessories • Page 84**

Drop-In Motors for Random Orbital Sanders.....	85
Drop-In Motor Repair Kit; Tune-Up Kit; Full Service Repair Kit .....	86
Wrench; Replacement Parts for Exhaust Assemblies .....	86
Brush Ring for Palm-Style Random Orbital Sanders .....	87
Vacuum Conversion Kits; Overskirt Shrouds.....	87
Random Orbital Sander Back-Up Pads .....	88
Gear-Driven Sander Back-Up Pads; Dynabug® II Back-Up Pads.....	89
Dynabug® Back-Up Pads; Dynaline Back-Up Pads .....	90
File Board Sander Back-Up Pads .....	90
Dynafine® Back-Up Pads; Wet Dynafine® Back-Up Pads .....	91
Threaded Adapters .....	92

**7. Practical Information • Page 93**

Safety Information .....	94
Health Information .....	95
Product Information.....	96
Warranty Information .....	97
Recommended Air System .....	98
Selecting a Compressor .....	99
Maintaining Adequate Air Flow.....	100
Air Tool & System Performance Assurance .....	101-102
Notes .....	103-104

<b>Numerical Tool Index</b> .....	105-106
-----------------------------------	---------





***Chapter 1***  
***Carbody Work***  
***Pages 1-16***

[www.dynabrade.com](http://www.dynabrade.com)

# CUT-OFF WHEEL TOOLS



18080

## 7° Offset Cut-Off Wheel Tool

*AutobradeRed*

### Model 18080

- Offset design provides maximum user comfort and control.
- Composite grip absorbs vibration and reduces cold air transmission to the operator.
- Front exhaust keeps work surface clear.
- Accepts 76 mm (3") dia. cut-off wheels with 10 mm (3/8") center hole.

**IMPORTANT:** Always use proper guards, wear eye gear and body protection. Never mount wheels which have lower RPM rating than the tool.

Model Number	Motor W	Motor RPM	Sound Level	Air Flow Rate	
18080	373 W (.5 hp)	20,000 RPM	85 dB(A)	3 CFM / 22 SCFM (623 LPM)	
Air Inlet Thread	Hose Size	Air Pressure	Weight	Length	Height
1/4" NPT	10 mm (3/8")	6.2 Bar (90 PSIG)	1.0 kg (2.2 lb.)	222 mm (8.75")	127 mm (5")



18075

## Long Neck 76 mm (3") Diameter Cut-Off Wheel Tool

*AutobradeRed*

### Model 18075

- Extension design is advantageous over conventional cut-off tools, allowing access to tight or confined areas. Tool design allows for easier straight-type cuts.
- Offers better visibility of workpiece.
- 20,000 RPM with rear exhaust. Adjustable guard.
- Accepts 76 mm (3") dia. cut-off wheels with 10 mm (3/8") center hole.
- Comfortable composite handle insulates from cold air.
- Plenty of power for everyday shop tasks.

Model Number	Motor W	Motor RPM	Sound Level	Air Flow Rate	
18075	373 W (.5 hp)	20,000 RPM	87 dB(A)	3 CFM / 28 SCFM (793 LPM)	
Air Inlet Thread	Hose Size	Air Pressure	Weight	Length	Height
1/4" NPT	10 mm (3/8")	6.2 Bar (90 PSIG)	0.9 kg (2.0 lb.)	305 mm (12")	89 mm (3.5")



18220

## Slow Speed Extension Die Grinder

*AutobradeRed*

### Model 18220 1/4" Collet

- 3,200 RPM. An additional 102 mm (4") of reach, over conventional die grinders, for recessed and difficult-to-reach areas.
- Rear exhaust directs air away from work.

Model Number	Motor W	Motor RPM	Sound Level	Air Flow Rate	
18220	224 W (.3 hp)	3,200 RPM	77 dB(A)	3 CFM / 17 SCFM (481 LPM)	
Air Inlet Thread	Hose Size	Air Pressure	Weight	Length	Height
1/4" NPT	10 mm (3/8")	6.2 Bar (90 PSIG)	1.0 kg (2.2 lb.)	260 mm (10.25")	44 mm (1.75")

# DIE GRINDERS

## Mini Straight-Line Die Grinder

*AutobradeRed*

**Model 18000** 1/4" Collet

**Model 18001** 6 mm Collet

- 25,000 RPM. Compact, lightweight, easy to use design.
- Smooth, efficient air motor with built-in speed regulator.
- Rear exhaust directs air away from work.
- Optional collet inserts: 3 mm (P/N 18430); 1/8" (P/N 18432).



18000

Model Number	Motor W	Motor RPM	Sound Level	Air Flow Rate	
18000 / 18001	298 W (.4 hp)	25,000 RPM	87 dB(A)	4 CFM / 28 SCFM (793 LPM)	
Air Inlet Thread	Hose Size	Air Pressure	Weight	Length	Height
1/4" NPT	10 mm (3/8")	6.2 Bar (90 PSIG)	0.5 kg (1.1 lb.)	165 mm (6.5")	44 mm (1.75")

## 7° Offset Die Grinder

*AutobradeRed*

**Model 18020** 1/4" Collet

- 20,000 RPM.
- 7° offset handle for comfort and control.
- Front exhaust.
- Gearless for less maintenance.



18020

**BEST  
SELLER!**



Model Number	Motor W	Motor RPM	Sound Level	Air Flow Rate	
18020	373 W (.5 hp)	20,000 RPM	78 dB(A)	3 CFM / 22 SCFM (623 LPM)	
Air Inlet Thread	Hose Size	Air Pressure	Weight	Length	Height
1/4" NPT	10 mm (3/8")	6.2 Bar (90 PSIG)	0.9 kg (2.0 lb.)	203 mm (8")	146 mm (5.75")

## Mini Right Angle Die Grinder

*AutobradeRed*

**Model 18010** 1/4" Collet

**Model 18011** 6 mm Collet

- 20,000 RPM. Applications: high speed porting, blending, and deburring where clearance is a factor. Rear exhaust directs air away from work.
- Compact, lightweight design permits easy access to tight spots.
- Optional collet inserts: 3 mm (P/N 18430); 1/8" (P/N 18432).



18010

Model Number	Motor W	Motor RPM	Sound Level	Air Flow Rate	
18010 / 18011	298 W (.4 hp)	20,000 RPM	87 dB(A)	3 CFM / 19 SCFM (538 LPM)	
Air Inlet Thread	Hose Size	Air Pressure	Weight	Length	Height
1/4" NPT	10 mm (3/8")	6.2 Bar (90 PSIG)	0.6 kg (1.3 lb.)	165 mm (6.5")	76 mm (3")



# DISC SANDERS



22243

## Weld Removal Kit

*AutobradeRed*

### Model 22243

- All-in-one kit ideal for car bodywork.
- Dual-purpose cotton fibre discs - fast weld preparation and efficient weld removal of spots and seams.
- Light & handy tool with quick disc change.
- Ideal for applications on both metal and aluminium car bodies.
- Includes 51 mm (2") Disc Sander Model 18160, matching Ceramic Fibre Discs, Cotton Fibre Discs, Dynaswivel® 94300, an apron and a deluxe aluminium case.



18160

**BEST  
SELLER!**
**GEARLESS  
FOR LESS  
MAINTENANCE**

## 7° Offset Disc Sander

*AutobradeRed*
**Model 18160** 51 mm (2") Diameter

**Model 18180** 76 mm (3") Diameter

- Model 18160 includes 51 mm (2") dia. locking-type pad p/n 51344 and pad p/n 51345 with adaptor p/n 50106. Model 18180 includes 76 mm (3") dia. locking-type pad p/n 51347.
- 7° offset handle for comfort and control, front exhaust, safety-lock lever throttle.
- Composite grip absorbs vibration and reduces cold air transmission to the operator.

Model Number	Motor W	Motor RPM	Sound Level	Air Flow Rate	
18160	373 W (.5 hp)	20,000 RPM	78 dB(A)	3 CFM / 22 SCFM (623 LPM)	
Air Inlet Thread	Hose Size	Air Pressure	Weight	Length	Height
1/4" NPT	10 mm (3/8")	6.2 Bar (90 PSIG)	0.8 kg (1.8 lb.)	216 mm (8.5")	140 mm (5.5")

Model Number	Motor W	Motor RPM	Sound Level	Air Flow Rate	
18180	373 W (.5 hp)	20,000 RPM	78 dB(A)	3 CFM / 22 SCFM (623 LPM)	
Air Inlet Thread	Hose Size	Air Pressure	Weight	Length	Height
1/4" NPT	10 mm (3/8")	6.2 Bar (90 PSIG)	0.9 kg (2.0 lb.)	210 mm (8.25")	133 mm (5.25")

# AUTO FILE II BELT TOOLS



18026

## Four-In-One Versatility Kit

*AutobradeRed*

### Model 18026

- 20,000 RPM. 6 mm (1/4") die grinder, 76 mm (3") cut-off tool, belt sander, and 76 mm (3") disc sander.
- Quick and convenient, easy to change accessories. A must for all shops.
- Includes: Auto File II Model 18101; 6 mm collet; cut-off guard; flange; 76 mm (3") backing pad; drive wheel; belt housing assembly; Dynaswivel®; wrenches for accessory changes; sample abrasive belt and 76 mm (3") abrasive disc; deluxe storage/carry case.
- Includes 11287 Contact Arm for 16 mm (5/8") or 19 mm (3/4") wide abrasive belts. 11287 is the only arm compatible with 520 mm (20-1/2") long belts.

### Model 18025

- Model 18025 replaces 11287 Arm with 11206 Contact Arm for 457 mm (18") long belts.

## Auto File II Belt Tool

*AutobradeRed*
**Model 18101** 16 mm (5/8") or 19 mm (3/4") Wide

- Excellent multi-purpose tool for grinding sharp metal edges, rusted bolts, welds, etc.
- Works well on composites, blending, scuffing grooves and contours.
- Reach drip rails in auto trunks. Grinding head pivots and can be set to any position.
- Includes 11287 Contact Arm for 16 mm (5/8") or 19 mm (3/4") wide abrasive belts. 11287 is the only arm compatible with 520 mm (20-1/2") long belts.

### Model 18100

- Model 18100 replaces 11287 Arm with 11206 Contact Arm for 457 mm (18") long belts.



18101

Model Number	Motor W	Motor RPM	Sound Level	Air Flow Rate	
18000/18101	373 W (.5 hp)	20,000 RPM	79 dB(A)	3 CFM / 22 SCFM (623 LPM)	
Air Inlet Thread	Hose Size	Air Pressure	Weight	Length	Height
1/4" NPT	10 mm (3/8")	6.2 Bar (90 PSIG)	1.3 kg (2.9 lb.)	381 mm (15")	127 mm (5")



# DYNAZIP SURFACE PREPARATION TOOLS

## DynaZip Versatility Kit

### Model 18256

- 18255 DynaZip tool
- 92248 Coarse Wire Wheel – 13 mm (1/2") wire bristle width x 19 mm (3/4") wide band
- 92245 Coarse Wire Wheel – 19 mm (3/4") wire bristle width x 19 mm (3/4") wide band
- 92255 Eraser Wheel
- 92284 Wheel Hub Assembly



## DynaZip Wire Wheel Tool

### Model 18255

- Excellent power and torque for effectively removing seam sealer, rust proofing, chip guard, paint and surface rust in common and tight areas.
- Dramatically outperforms conventional spiral-wound wire wheels without clogging.
- Tool duplicates sand-blasting effect without surface fatigue and provides ultimate contour adaptation.
- Includes tool with wheel guard and handle. Also includes 92245 Wire Wheel (102 mm [4"] dia. x 19 mm [3/4"] wide) and 92284 Hub Assembly. Please refer to Accessories section (page 9) for more details.



## DynaZip Eraser Decal Removal Tool

### Model 18258

- Excellent for removing two-sided adhesive molding tape and working on metal surfaces.
- Superior performance versus conventional "solid" or "doughnut-type" wheel erasers with no paint damage.
- Wheel has crepe teeth serrations for improved cooling effect air flow.
- Resists heat buildup and prevents "jumping" or vibrations.
- Includes tool with wheel guard and handle. Also includes 92255 Eraser Wheel (102 mm [4"] dia. x 30 mm [1.18"] wide) and 92284 Hub Assembly. Please refer to Accessories section (page 9) for more details.



## DynaZip Air Tool

### Model 18253 Tool Only

- Tool with wheel guard and handle only; no accessories.

Model Number	Motor W	Motor RPM	Sound Level	Air Flow Rate	
All Models	298 W (.4 hp)	3,200 RPM	87 dB(A)	3 CFM / 28 SCFM (793 LPM)	
Air Inlet Thread	Hose Size	Air Pressure	Weight	Length	Height
1/4" NPT	10 mm (3/8")	6.2 Bar (90 PSIG)	1.1 kg (2.4 lb.)	305 mm (12")	140 mm (5.5")



## RED-TRED® Eraser Disc Pistol Grip Tool

### Model 18072 M14x2 Thread

- 2,500 RPM right angle tool includes 92296 RED-TRED® Eraser Disc Assembly.
- Efficiently remove graphics, decals, pinstriping and tape without harming the paint.
- Ergonomic pistol grip design enhances operator comfort.

Model Number	Motor W	Motor RPM	Sound Level	Air Flow Rate	
18072	134 W (.18 hp)	2,500 RPM	80 dB(A)	3 CFM / 23 SCFM (651 LPM)	
Air Inlet Thread	Hose Size	Air Pressure	Weight	Length	Height
1/4" NPT	6 mm (1/4")	6.2 Bar (90 PSIG)	1.1 kg (2.5 lb.)	135 mm (5.3")	178 mm (7")



# ACCESSORIES

## Disc Sanding Pads for Locking-Type Discs

*For use with Disc Sanders*



Part Number	Diameter	Pad Max. RPM	Thread	Density
51344*	51 mm (2")	30,000 RPM	1/4"-20 Female	Medium
51345	51 mm (2")	30,000 RPM	3/8"-24 Female	Medium
51346*	76 mm (3")	20,000 RPM	1/4"-20 Female	Medium
51347	76 mm (3")	20,000 RPM	3/8"-24 Female	Medium
50192	102 mm (4")	12,000 RPM	3/8"-24 Female	Hard

\*Includes 50103 Pad Adapter to convert 1/4"-20 female thread to 1/4" dia. shank for use with collets and chucks



## Disc Sanding Pads for PSA-Type Discs

*For use with Disc Sanders*



Part Number	Diameter	Pad Max. RPM	Thread	Density
50107	51 mm (2")	20,000 RPM	1/4"-20 Female	Medium
50109	51 mm (2")	20,000 RPM	3/8"-24 Female	Medium

## Disc Pad Assembly

*For use with Disc Sanders*



Part Number	Diameter	Pad Max. RPM	Thread	Density
50111*	51 mm (2")	20,000 RPM	1/4"-20 Female	Medium

\*Includes 50107 PSA-Type Disc Pad and 50103 Pad Adapter to convert 1/4"-20 female thread to 1/4" dia. shank for use with collets and chucks.

## Collets & Inserts

*For use with Die Grinders*



Model Number	Collet	Collet Insert						Collet Cap
		3 mm	6 mm	8 mm	1/8"	1/4"	3/8"	
18000	1/4"	18430	18431	—	18432	18433*	—	18434
18001	6 mm	18430	18431*	—	18432	18433	—	18434
18010	1/4"	18430	18431	—	18432	18433*	—	18434
18011	6 mm	18430	18431*	—	18432	18433	—	18434
18020	1/4"	—	50016	50039	50065	50013*	50014	50012
18101	6 mm	—	50016*	50039	50065	50013	50014	50012
18220	1/4"	18430	18431	—	18432	18433*	—	18434

\*Denotes standard insert included with collet.

## Mandrel

*For use with Die Grinders Mounted with Collets/Inserts*

**Part No. 72998**

- 6 mm (1/4") dia.





## Contact Arms

For use with Belt Sanders



Part Number	Belt Size (W x L)	Contact Wheel Assembly (includes bearing and shaft)	Platen Pad
11200	13 mm (1/2") x 457 mm (18")	11088 – 16 mm (5/8") dia. x 10 mm (3/8") wide, rubber	11025 – 13 mm (1/2") wide; Soft



Part Number	Belt Size (W x L)	Contact Wheel Assembly (includes bearing and shaft)	Platen Pad
11201	13 mm (1/2") x 457 mm (18")	11068 – 8 mm (5/16") dia. x 10 mm (3/8") wide, steel	11027 – 13 mm (1/2") wide; Thin



Part Number	Belt Size (W x L)	Contact Wheel Assembly (includes bearing and shaft)	Platen Pad
11202	6 mm (1/4") x 457 mm (18")	11074 – 16 mm (5/8") dia. x 3 mm (1/8") wide, rubber	11032 – 6 mm (1/4") wide; Soft



Part Number	Belt Size (W x L)	Contact Wheel Assembly (includes bearing and shaft)	Platen Pad
11203	13 mm (1/2") x 457 mm (18")	11078 – 16 mm (5/8") dia. x 10 mm (3/8") wide, rubber	11025 – 13 mm (1/2") wide; Soft



Part Number	Belt Size (W x L)	Contact Wheel Assembly (includes bearing and shaft)	Platen Pad
11204	3 mm (1/8"), 6 mm (1/4"), or 13 mm (1/2") x 457 mm (18")	11080 – 25 mm (1") dia. x 10 mm (3/8") wide, radiused rubber	None



Part Number	Belt Size (W x L)	Contact Wheel Assembly (includes bearing and shaft)	Platen Pad
11206	16 mm (5/8") or 19 mm (3/4") x 457 mm (18")	11282 – 19 mm (3/4") dia. x 16 mm (5/8") wide, rubber	11109 – 19 mm (3/4") wide; Hard



Part Number	Belt Size (W x L)	Contact Wheel Assembly (includes bearing and shaft)	Platen Pad
11220	16 mm (5/8") or 19 mm (3/4") x 457 mm (18")	11352 – 8 mm (5/16") dia. x 16 mm (5/8") wide, steel	None
11300	13 mm (1/2") x 457 mm (18")	11332 – 6 mm (1/4") dia. x 10 mm (3/8") wide, steel	None
11301	13 mm (1/2") x 457 mm (18")	11068 – 8 mm (5/16") dia. x 10 mm (3/8") wide, steel	None
11341	13 mm (1/2") x 457 mm (18")	11342 – 8 mm (5/16") dia. x 10 mm (3/8") wide, rubber	None



Part Number	Belt Size (W x L)	Contact Wheel Assembly (includes bearing and shaft)	Platen Pad
11280	3 mm (1/8") or 6 mm (1/4") x 457 mm (18")	11086 – 25 mm (1") dia. x 10 mm (3/8") wide, urethane, tapered	None



Part Number	Belt Size (W x L)	Contact Wheel Assembly (includes bearing and shaft)	Platen Pad
11286	13 mm (1/2") x 610 mm (24")	11078 – 16 mm (5/8") dia. x 10 mm (3/8") wide, rubber	11025 – 13 mm (1/2") wide; Soft



Part Number	Belt Size (W x L)	Contact Wheel Assembly (includes bearing and shaft)	Platen Pad
11287	16 mm (5/8") or 19 mm (3/4") x 521 mm (20-1/2")	11282 – 19 mm (3/4") dia. x 16 mm (5/8") wide, rubber	11109 – 19 mm (3/4") wide; Hard

**BEST SELLER!**



# ACCESSORIES

## Contact Arms

*For use with Belt Sanders*



Part Number	Belt Size (W x L)	Contact Wheel Assembly (includes bearing and shaft)	Platen Pad
11304	13 mm (1/2") x 457 mm (18")	11078 – 16 mm (5/8") dia. x 10 mm (3/8") wide, rubber	11132 – 13 mm (1/2") wide



Part Number	Belt Size (W x L)	Contact Wheel Assembly (includes bearing and shaft)	Platen Pad
11312	13 mm (1/2") x 457 mm (18")	11078 – 16 mm (5/8") dia. x 10 mm (3/8") wide, rubber	11025 – 13 mm (1/2") wide; Soft



Part Number	Belt Size (W x L)	Contact Wheel Assembly (includes bearing and shaft)	Platen Pad
11314	6 mm (1/4") x 457 mm (18")	11066 – 8 mm (5/16") dia. x 3 mm (1/8") wide, steel	11034 – 6 mm (1/4") wide; Soft



Part Number	Belt Size (W x L)	Contact Wheel Assembly (includes bearing and shaft)	Platen Pad
11320	13 mm (1/2") x 457 mm (18")	11078 – 16 mm (5/8") dia. x 10 mm (3/8") wide, rubber	11026 – 13 mm (1/2") wide; Hard



Part Number	Belt Size (W x L)	Contact Wheel Assembly (includes bearing and shaft)	Platen Pad
11321	13 mm (1/2") x 457 mm (18")	11070 – 11 mm (7/16") dia. x 10 mm (3/8") wide, rubber	11025 – 13 mm (1/2") wide; Soft



Part Number	Belt Size (W x L)	Contact Wheel Assembly (includes bearing and shaft)	Platen Pad
11322	13 mm (1/2") x 457 mm (18")	11090 – 16 mm (5/8") dia. x 10 mm (3/8") wide, rubber	None



Part Number	Belt Size (W x L)	Contact Wheel Assembly (includes bearing and shaft)	Platen Pad
11329	13 mm (1/2") x 1118 mm (44")	11078 – 16 mm (5/8") dia. x 10 mm (3/8") wide, rubber	11025 – 13 mm (1/2") wide; Soft



Part Number	Belt Size (W x L)	Contact Wheel Assembly (includes bearing and shaft)	Platen Pad
11330	6 mm (1/4") x 457 mm (18")	11072 – 11 mm (7/16") dia. x 3 mm (1/8") wide, brass	11034 – 6 mm (1/4") wide; Thin



Part Number	Belt Size (W x L)	Contact Wheel Assembly (includes bearing and shaft)	Platen Pad
11337	13 mm (1/2") x 457 mm (18")	11076 – 11 mm (7/16") dia. x 10 mm (3/8") wide, steel	11027 – 13 mm (1/2") wide; Thin



Part Number	Belt Size (W x L)	Contact Wheel Assembly (includes bearing and shaft)	Platen Pad
11350	19 mm (3/4") x 864 mm (34")	11352 – 8 mm (5/16") dia. x 16 mm (5/8") wide, steel	Optional – 19 mm (3/4") wide



Part Number	Belt Size (W x L)	Contact Wheel Assembly (includes bearing and shaft)	Platen Pad
11360	13 mm (1/2") x 457 mm (18")	11078 – 16 mm (5/8") dia. x 10 mm (3/8") wide, rubber	None





## CONSUMABLES













**3 mm Carbide Burr Kit***For use with Die Grinders***Part No. 93381**

- 12-piece kit includes: 93368, 93369, 93370, 93371, 93372, 93373, 93374, 93375, 93376, 93377, 93378, 93379.
- Mounts to a 3 mm collet on any standard die grinder. Packaged in high-quality wooden case.
- All carbide burrs may be ordered separately (see below).

**1/8" Carbide Burr Kit***For use with Die Grinders***Part No. 93351**

- 12-piece kit includes: 93338, 93339, 93340, 93341, 93342, 93343, 93344, 93345, 93346, 93347, 93348, 93349.
- Mounts to a 1/8" collet on any standard die grinder. Packaged in high-quality wooden case.
- All carbide burrs may be ordered separately (see below).

**1/8" and 3 mm Carbide Burrs**

												
Shape	Cylinder	Cylinder	Cylinder	Cylinder Radiused End	Ball	Oval	Tree	Tree Radiused End	Flame Pointed End	Taper Radiused End	14 Degree Cone End	10 Degree Inverted Cone
Tool Style	SA-42	SA-43	SC-41	SC-42	SD-42	SE-41	SF-42	SG-44	SH-41	SL-42	SM-42	SN-42
Cut Style	Double	Double	Double	Double	Double	Double	Double	Double	Double	Double	Double	Double
1/8" Part No.	93338	93339	93340	93341	93342	93343	93344	93345	93346	93347	93348	93349
Cutter Dia.	3/32"	1/8"	3/32"	1/8"	1/8"	1/8"	1/8"	1/8"	1/8"	1/8"	1/8"	1/8"
Flute Length	7/16"	9/16"	7/16"	9/16"	1/8"	7/32"	1/2"	1/2"	1/4"	1/2"	7/16"	3/16"
Shank Dia.	1/8"	1/8"	1/8"	1/8"	1/8"	1/8"	1/8"	1/8"	1/8"	1/8"	1/8"	1/8"
3mm Part No.	93368	93369	93370	93371	93372	93373	93374	93375	93376	93377	93378	93379
Cutter Dia.	2.5 mm	3 mm	2.5 mm	3 mm	3 mm	3 mm	3 mm	3 mm	3 mm	3 mm	3 mm	3 mm
Flute Length	11 mm	14 mm	11 mm	14 mm	3 mm	5.5 mm	13 mm	13 mm	6 mm	13 mm	11 mm	5 mm
Shank Dia.	3 mm	3 mm	3 mm	3 mm	3 mm	3 mm	3 mm	3 mm	3 mm	3 mm	3 mm	3 mm









**6 mm Carbide Burr Kit***For use with Die Grinders***Part No. 93380**

- 8-piece kit includes: 93360, 93361, 93362, 93363, 93364, 93365, 93366, 93367.
- Mounts to a 6 mm collet on any standard die grinder. Packaged in high-quality wooden case.
- All carbide burrs may be ordered separately (see below).

**1/4" Carbide Burr Kit***For use with Die Grinders***Part No. 93350**

- 8-piece kit includes: 93330, 93331, 93332, 93333, 93334, 93335, 93336, 93337.
- Mounts to a 1/4" collet on any standard die grinder. Packaged in high-quality wooden case.
- All carbide burrs may be ordered separately (see below).

**1/4" and 6 mm Carbide Burrs**

								
Shape	Cylinder	Cylinder	Cylinder Radiused End	Cylinder Radiused End	Ball	Oval	Tree Radiused End	Taper Radiused End
Tool Style	SA-1	SA-3	SC-1	SC-3	SD-3	SE-3	SF-3	SL-3
Cut Style	Double	Double	Double	Double	Double	Double	Double	Double
1/4" Part No.	93330	93331	93332	93333	93334	93335	93336	93337
Cutter Dia.	1/4"	3/8"	1/4"	3/8"	3/8"	3/8"	3/8"	3/8"
Flute Length	5/8"	3/4"	5/8"	3/4"	5/16"	5/8"	3/4"	1-1/16"
Shank Dia.	1/4"	1/4"	1/4"	1/4"	1/4"	1/4"	1/4"	1/4"
6mm Part No.	93360	93361	93362	93363	93364	93365	93366	93367
Cutter Dia.	6 mm	9 mm	6 mm	9 mm	9 mm	9 mm	9 mm	9 mm
Flute Length	16 mm	19 mm	16 mm	19 mm	8 mm	16 mm	19 mm	27 mm
Shank Dia.	6 mm	6 mm	6 mm	6 mm	6 mm	6 mm	6 mm	6 mm

## Silicon Carbide Oxide Removal Wheels – Non Woven - Orange (Extra Coarse)

For use with Die Grinders



Product Name	Part Number	Dimension	Attachment	Qty/Box
DO 379H	72971	75 mm (3") x 13 mm (1/2")	13 mm (1/2") Hole	10
	72974	100 mm (4") x 13 mm (1/2")	13 mm (1/2") Hole	10
	72976	150 mm (6") x 13 mm (1/2")	13 mm (1/2") Hole	10
	72949	150 mm (6") x 13 mm (1/2")	20 mm (?) Hole	10
DO 379S	72972	75 mm (3") x 13 mm (1/2")	6 mm (1/4") Shaft	10
	72975	100 mm (4") x 13 mm (1/2")	6 mm (1/4") Shaft	10
	72978	100 mm (4") x 25 mm (1")	6 mm (1/4") Shaft	10
	72977	150 mm (6") x 13 mm (1/2")	8 mm (5/16") Shaft	10
	72979	150 mm (6") x 25 mm (1")	8 mm (5/16") Shaft	10
DO 379R	72973	75 mm (3") x 13 mm (1/2")	Locking-Type	10



## Silicon Carbide Oxide Removal Wheels – Non Woven - Black (Coarse)

For use with Die Grinders



Product Name	Part Number	Dimension	Attachment	Qty/Box
DB 357H	72962	75 mm (3") x 13 mm (1/2")	13 mm (1/2") Hole	10
	72965	100 mm (4") x 13 mm (1/2")	13 mm (1/2") Hole	10
	72967	150 mm (6") x 13 mm (1/2")	13 mm (1/2") Hole	10
DB 357S	72964	75 mm (3") x 13 mm (1/2")	6 mm (1/4") Shaft	10
	72966	100 mm (4") x 13 mm (1/2")	6 mm (1/4") Shaft	10
	72969	100 mm (4") x 25 mm (1")	6 mm (1/4") Shaft	10
	72968	150 mm (6") x 13 mm (1/2")	8 mm (5/16") Shaft	10
	72970	150 mm (6") x 25 mm (1")	8 mm (5/16") Shaft	10
DB 357R	72963	75 mm (3") x 13 mm (1/2")	Locking-Type	10



## Aluminum Oxide Deburring & Finishing Wheels - Cotton Fibre

For use with Die Grinders Mounted with Mandrel 27998



Product Name	Part Number	Dimension	Grit & Bond	Attachment	Qty/Box
DL 217	73070	25 mm (1") x 1.6 mm (1/16")	Coarse - Hard	3 mm (1/8") Hole	25
	73071	25 mm (1") x 1.6 mm (1/16")	Coarse - Flexible	3 mm (1/8") Hole	25
	73072	25 mm (1") x 1.6 mm (1/16")	Medium - Flexible	3 mm (1/8") Hole	25
	73073	25 mm (1") x 1.6 mm (1/16")	Coarse - Hard	6 mm (1/4") Hole	25
	73074	25 mm (1") x 1.6 mm (1/16")	Coarse - Flexible	6 mm (1/4") Hole	25
	73075	25 mm (1") x 1.6 mm (1/16")	Medium - Flexible	6 mm (1/4") Hole	25
	73076	25 mm (1") x 3 mm (1/8")	Coarse - Hard	3 mm (1/8") Hole	25
	73077	25 mm (1") x 3 mm (1/8")	Coarse - Flexible	3 mm (1/8") Hole	25
	73078	25 mm (1") x 3 mm (1/8")	Medium - Flexible	3 mm (1/8") Hole	25
	73079	25 mm (1") x 3 mm (1/8")	Coarse - Hard	6 mm (1/4") Hole	25
	73080	25 mm (1") x 3 mm (1/8")	Coarse - Flexible	6 mm (1/4") Hole	25
	73081	25 mm (1") x 3 mm (1/8")	Medium - Flexible	6 mm (1/4") Hole	25



DL 217	73170	38 (1-1/2") x 1.6 mm (1/16")	Coarse - Hard	3 mm (1/8") Hole	25
	73171	38 (1-1/2") x 1.6 mm (1/16")	Coarse - Flexible	3 mm (1/8") Hole	25
	73172	38 (1-1/2") x 1.6 mm (1/16")	Medium - Flexible	3 mm (1/8") Hole	25
	73173	38 (1-1/2") x 1.6 mm (1/16")	Coarse - Hard	6 mm (1/4") Hole	25
	73174	38 (1-1/2") x 1.6 mm (1/16")	Coarse - Flexible	6 mm (1/4") Hole	25
	73175	38 (1-1/2") x 1.6 mm (1/16")	Medium - Flexible	6 mm (1/4") Hole	25
	73176	38 (1-1/2") x 3 mm (1/8")	Coarse - Hard	3 mm (1/8") Hole	25
	73177	38 (1-1/2") x 3 mm (1/8")	Coarse - Flexible	3 mm (1/8") Hole	25
	73178	38 (1-1/2") x 3 mm (1/8")	Medium - Flexible	3 mm (1/8") Hole	25
	73179	38 (1-1/2") x 3 mm (1/8")	Coarse - Hard	6 mm (1/4") Hole	25
	73180	38 (1-1/2") x 3 mm (1/8")	Coarse - Flexible	6 mm (1/4") Hole	25
	73181	38 (1-1/2") x 3 mm (1/8")	Medium - Flexible	6 mm (1/4") Hole	25



DL 217	73270	50 mm (2") x 1.6 mm (1/16")	Coarse - Hard	3 mm (1/8") Hole	25
	73271	50 mm (2") x 1.6 mm (1/16")	Coarse - Flexible	3 mm (1/8") Hole	25
	73272	50 mm (2") x 1.6 mm (1/16")	Medium - Flexible	3 mm (1/8") Hole	25
	73273	50 mm (2") x 1.6 mm (1/16")	Coarse - Hard	6 mm (1/4") Hole	25
	73274	50 mm (2") x 1.6 mm (1/16")	Coarse - Flexible	6 mm (1/4") Hole	25
	73275	50 mm (2") x 1.6 mm (1/16")	Medium - Flexible	6 mm (1/4") Hole	25
	73280	50 mm (2") x 3 mm (1/8")	Coarse - Flexible	6 mm (1/4") Hole	25
	73281	50 mm (2") x 3 mm (1/8")	Medium - Flexible	6 mm (1/4") Hole	25



DL 217	73373	75 mm (3") x 1.6 mm (1/16")	Coarse - Hard	6 mm (1/4") Hole	10
	73374	75 mm (3") x 1.6 mm (1/16")	Coarse - Flexible	6 mm (1/4") Hole	10
	73375	75 mm (3") x 1.6 mm (1/16")	Medium - Flexible	6 mm (1/4") Hole	10
	73379	75 mm (3") x 3 mm (1/8")	Coarse - Hard	6 mm (1/4") Hole	10
	73380	75 mm (3") x 3 mm (1/8")	Coarse - Flexible	6 mm (1/4") Hole	10
	73381	75 mm (3") x 3 mm (1/8")	Medium - Flexible	6 mm (1/4") Hole	10
	73382	75 mm (3") x 6 mm (1/4")	Coarse - Hard	6 mm (1/4") Hole	10
	73383	75 mm (3") x 6 mm (1/4")	Coarse - Flexible	6 mm (1/4") Hole	10
	73384	75 mm (3") x 6 mm (1/4")	Medium - Flexible	6 mm (1/4") Hole	10
	73385	75 mm (3") x 6 mm (1/4")	Coarse - Hard	8 mm (5/16") Hole	10
	73386	75 mm (3") x 6 mm (1/4")	Coarse - Flexible	8 mm (5/16") Hole	10
	73387	75 mm (3") x 6 mm (1/4")	Medium - Flexible	8 mm (5/16") Hole	10



## Unitised Wheels - Non Woven

For use with Die Grinders Mounted with Mandrel 27998



Product Name	Part Number	Diameter	Density & Grit	Mineral	Attachment	Qty/Box
DU 368H	72990	75 mm (3")	2 SFIN	S/C	6 mm (1/4") Hole	25
	72991	75 mm (3")	3 SFIN	S/C	6 mm (1/4") Hole	25
	72992	75 mm (3")	2 AMED	A/O	6 mm (1/4") Hole	25
	72993	75 mm (3")	6 AMED	A/O	6 mm (1/4") Hole	25
	72994	75 mm (3")	8 ACRS	A/O	6 mm (1/4") Hole	25



## Ceramic Sanding Discs - Fibre Backing

For use with Disc Sanders



Product Name	Part Number	Diameter	Grit	Attachment	Qty/Box
DC 444	73042	50 mm (2")	50	Locking-Type	10




## Zirconia Alumina Sanding Discs - Cloth Backing

For use with Disc Sanders



Product Name	Part Number	Diameter	Grit	Attachment	Qty/Box
DC 321	72841	50 mm (2")	36	Locking-Type	100
	72843	50 mm (2")	60	Locking-Type	100
	72844	50 mm (2")	80	Locking-Type	100
	72845	50 mm (2")	120	Locking-Type	100



## Silicon Carbide Oxide Removal Discs - Non Woven

For use with Disc Sanders



Product Name	Part Number	Diameter	Colour	Attachment	Qty/Box
DO 379R	72973	75 mm (3")	Orange (Extra Coarse)	Locking-Type	10
DB 357R	72963	75 mm (3")	Black (Coarse)	Locking-Type	10



## Aluminum Oxide Deburring & Finishing Discs - Cotton Fibre

For use with Disc Sanders



Product Name	Part Number	Diameter	Grit	Attachment	Qty/Box
DQ 215	73056	75 mm (3")	A36 XF	Locking-Type	25
	73057	75 mm (3")	A54 XF	Locking-Type	25
	73058	75 mm (3")	A80 XF	Locking-Type	25
	73059	75 mm (3")	A36 F	Locking-Type	25
	73060	75 mm (3")	A54 F	Locking-Type	25
	73061	75 mm (3")	A80 F	Locking-Type	25
	73062	75 mm (3")	A180 F	Locking-Type	25
	73063	75 mm (3")	A36 M	Locking-Type	25
	73064	75 mm (3")	A80 M	Locking-Type	25



# CONSUMABLES

## Unitised Discs - Non Woven

*For use with Disc Sanders*



Product Name	Part Number	Diameter	Density & Grit	Mineral	Attachment	Qty/Box
DU 368R	72980	75 mm (3")	2 SFIN	S/C	Locking-Type	10
	72981	75 mm (3")	3 SFIN	S/C	Locking-Type	10
	72982	75 mm (3")	2 AMED	A/O	Locking-Type	10
	72983	75 mm (3")	6 AMED	A/O	Locking-Type	10
	72984	75 mm (3")	8 ACRS	A/O	Locking-Type	10

## Aluminum Oxide Surface Conditioning Discs - Non Woven

*For use with Disc Sanders*



Product Name	Part Number	Diameter	Grit	Attachment	Qty/Box
DS 323R	72953	50 mm (2")	ACRS	Locking-Type	50
	72954	50 mm (2")	AMED	Locking-Type	50
	72955	50 mm (2")	AVFN	Locking-Type	50
DS 323R	72956	75 mm (3")	ACRS	Locking-Type	25
	72957	75 mm (3")	AMED	Locking-Type	25
	72958	75 mm (3")	AVFN	Locking-Type	25
DS 323R	72959	100 mm (4")	ACRS	Locking-Type	25
	72960	100 mm (4")	AMED	Locking-Type	25
	72961	100 mm (4")	AVFN	Locking-Type	25

## Aluminum Oxide Sanding Belts - Cloth Backing

*For use with Belt Sanders*



Product Name	Part Number	Dimension	Grit	Mineral	Qty/Box
DC 242	70015	3 mm (1/8") x 457 mm (18")	60	A/O	10
	70016	3 mm (1/8") x 457 mm (18")	80	A/O	10
	70018	3 mm (1/8") x 457 mm (18")	120	A/O	10
	70020	3 mm (1/8") x 457 mm (18")	180	A/O	10
	70021	3 mm (1/8") x 457 mm (18")	240	A/O	10
	70022	3 mm (1/8") x 457 mm (18")	320	A/O	10
DC 242	70027	3 mm (1/8") x 610 mm (24")*	60	A/O	10
	70028	3 mm (1/8") x 610 mm (24")*	80	A/O	10
	70030	3 mm (1/8") x 610 mm (24")*	120	A/O	10
	70032	3 mm (1/8") x 610 mm (24")*	180	A/O	10
	70033	3 mm (1/8") x 610 mm (24")*	240	A/O	10
	70034	3 mm (1/8") x 610 mm (24")*	320	A/O	10

\*Optional 40078 Adapter allows use of 610 mm (24") long belts when used with standard contact arms.



## Sanding Belts - Cloth Backing

For use with Belt Sanders



Product Name	Part Number	Dimension	Grit	Mineral	Qty/Box
DC 242	70910	6 mm (1/4") x 457 mm (18")	60	Z/A	10
	70911	6 mm (1/4") x 457 mm (18")	80	Z/A	10
	70913	6 mm (1/4") x 457 mm (18")	120	Z/A	10
	70056	6 mm (1/4") x 457 mm (18")	180	A/O	10
	70057	6 mm (1/4") x 457 mm (18")	240	A/O	10
	70058	6 mm (1/4") x 457 mm (18")	320	A/O	10
DC 242	70917	6 mm (1/4") x 610 mm (24")*	60	Z/A	10
	70918	6 mm (1/4") x 610 mm (24")*	80	Z/A	10
	70920	6 mm (1/4") x 610 mm (24")*	120	Z/A	10
	70068	6 mm (1/4") x 610 mm (24")*	180	A/O	10
	70069	6 mm (1/4") x 610 mm (24")*	240	A/O	10
	70070	6 mm (1/4") x 610 mm (24")*	320	A/O	10

\*Optional 40078 Adapter allows use of 610 mm (24") long belts when used with standard contact arms.



## Sanding Belts - Cloth Backing

For use with Belt Sanders

Product Name	Part Number	Dimension	Grit	Mineral	Qty/Box
DC 242	70938	13 (1/2") x 457 mm (18")	60	Z/A	10
	70939	13 (1/2") x 457 mm (18")	80	Z/A	10
	70941	13 (1/2") x 457 mm (18")	120	Z/A	10
	70104	13 (1/2") x 457 mm (18")	180	A/O	10
	70105	13 (1/2") x 457 mm (18")	240	A/O	10
	70106	13 (1/2") x 457 mm (18")	320	A/O	10
DC 242	70945	13 (1/2") x 610 mm (24")*	60	Z/A	10
	70946	13 (1/2") x 610 mm (24")*	80	Z/A	10
	70948	13 (1/2") x 610 mm (24")*	120	Z/A	10
	70116	13 (1/2") x 610 mm (24")*	180	A/O	10
	70117	13 (1/2") x 610 mm (24")*	240	A/O	10
	70118	13 (1/2") x 610 mm (24")*	320	A/O	10

\*Optional 40078 Adapter allows use of 610 mm (24") long belts when used with standard contact arms.



## Sanding Belts - Cloth Backing

For use with Belt Sanders

Product Name	Part Number	Dimension	Grit	Mineral	Qty/Box
DC 242	70952	19 mm (3/4") x 457 mm (18")	60	Z/A	10
	70953	19 mm (3/4") x 457 mm (18")	80	Z/A	10
	70955	19 mm (3/4") x 457 mm (18")	120	Z/A	10
	70128	19 mm (3/4") x 457 mm (18")	180	A/O	10
	70129	19 mm (3/4") x 457 mm (18")	240	A/O	10
	70130	19 mm (3/4") x 457 mm (18")	320	A/O	10
DC 242	70959	19 mm (3/4") x 521 mm (20-1/2")	60	Z/A	10
	70960	19 mm (3/4") x 521 mm (20-1/2")	80	Z/A	10
	70962	19 mm (3/4") x 521 mm (20-1/2")	120	Z/A	10
	70140	19 mm (3/4") x 521 mm (20-1/2")	180	A/O	10
	70141	19 mm (3/4") x 521 mm (20-1/2")	240	A/O	10
	70142	19 mm (3/4") x 521 mm (20-1/2")	320	A/O	10



# CONSUMABLES



## Dynüba Cleaning and Polishing Products

*For use with Sanding and Polishing Belts*

Part Name	Part Number	Size	Container
Dynüba 100	60005	473 ml (16 oz.)	Spray Bottle
	60001	3.8 l (1 Gallon)	Can
	60003	18.9 l (5 Gallon)	Can
	60004	208.2 l (55 Gallon)	Drum
Dynüba 26	60020	680 gr (1-1/2 lb.)	Grease Tube
Dynüba 103	60030	226 gr (1/2 lb.)	Cleaning Stick
Dynüba 171	60035	1.36 kg (3 lb.)	Polishing Tube

## DynaZip Wire Wheels

*For use with DynaZip*



Part Number	Diameter	Band Width	Grade	Band Colour	Tip Type
92245	102 mm (4")	19 mm (3/4")	Coarse	Black	Bent
92246	102 mm (4")	19 mm (3/4")	Medium	Brown	Bent
92247	102 mm (4")	19 mm (3/4")	Fine	Green	Straight
92248	102 mm (4")	13 mm (1/2")	Coarse	Black	Bent
92249	102 mm (4")	13 mm (1/2")	Fine	Green	Straight

## DynaZip Eraser Wheel

*For use with DynaZip*



**Part No. 92255** 102 mm (4") Dia. x 32 mm (1-1/4") Wide

- Eraser wheel only; no hub included.
- To be mounted on 19 mm (3/4") hub.
- For removal of vinyl graphics without harming paint finish.

## DynaZip Eraser Wheel with Hub

*For use with DynaZip*



**Part No. 92257**

- 92255 Eraser Wheel including mated 92284 Wheel Hub Assembly.





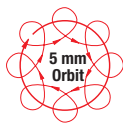
***Chapter 2***  
***Paint Preparation***

***Pages 17-45***

*[www.dynabrade.com](http://www.dynabrade.com)*

# DYNALOCKE® DUAL-ACTION SANDERS

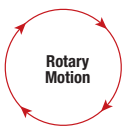
## RANDOM ORBITAL SANDER



**Featheredge &  
Finesse Body  
Panels!**

## DISC SANDER

**Strip, Level  
and Grind to  
Bare Metal!**



**BRING THE TOOL TO A COMPLETE  
STOP BEFORE SWITCHING MODES**

10756



Dial switch allows for easy change-over  
from random orbital to rotary action.



- A True Rotary Disc and Random Orbital Sander in one.
- Ideal for paint stripping and blending.
- Very lightweight with ultra-smooth sanding performance.
- Recessed switch allows easy change from rotary to random orbital action with the turn of a dial.
- Includes hook-face sanding pad that is perfectly balanced and weight-mated for smooth performance.

## Self-Generated Vacuum

- Self-generated vacuum models are ready for connection to portable dust collection systems (optional).
- Models can also be connected to standard central vacuum systems.
- Vacuum port accepts 32 mm (1-1/4") diameter hose cuff for increased vacuum flow (no overskirt shroud is included).
- Designed to vacuum in random orbital mode only.

### Model 10771 76 mm (3") Dia.

- Includes 56087 Hook-Face Pad.

### Model 10781 89 mm (3-1/2") Dia.

- Includes 54313 Hook-Face Pad.

### Model 10752 127 mm (5") Dia.

- Includes 54326 Hook-Face Pad.

### Model 10756 152 mm (6") Dia.

- Includes 54328 Hook-Face Pad.

## Non-Vacuum

### Model 10770 76 mm (3") Dia.

- Includes 56087 Hook-Face Pad.

### Model 10780 89 mm (3-1/2") Dia.

- Includes 54313 Hook-Face Pad.

### Model 10750 127 mm (5") Dia.

- Includes 54325 Hook-Face Pad.

### Model 10754 152 mm (6") Dia.

- Includes 54327 Hook-Face Pad.

Model Number	Motor W	Motor RPM	Sound Level	Air Flow Rate	
10770/10771	336 W (.45 hp)	12,000 RPM	82 dB(A)	3 CFM / 23 SCFM (651 LPM)	
Air Inlet Thread	Hose Size	Air Pressure	Weight	Length	Height
1/4" NPT	6 mm (1/4")	6.2 Bar (90 PSIG)	1.0 kg (2.2 lb.)	263 mm (10-3/8")	137 mm (5-3/8")

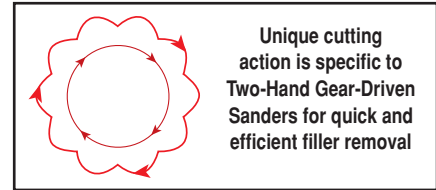
Model Number	Motor W	Motor RPM	Sound Level	Air Flow Rate	
10780/10781	336 W (.45 hp)	12,000 RPM	82 dB(A)	3 CFM / 23 SCFM (651 LPM)	
Air Inlet Thread	Hose Size	Air Pressure	Weight	Length	Height
1/4" NPT	6 mm (1/4")	6.2 Bar (90 PSIG)	1.0 kg (2.2 lb.)	263 mm (10-3/8")	137 mm (5-3/8")

Model Number	Motor W	Motor RPM	Sound Level	Air Flow Rate	
10750/10752	336 W (.45 hp)	12,000 RPM	82 dB(A)	3 CFM / 23 SCFM (651 LPM)	
Air Inlet Thread	Hose Size	Air Pressure	Weight	Length	Height
1/4" NPT	6 mm (1/4")	6.2 Bar (90 PSIG)	1.1 kg (2.4 lb.)	280 mm (11")	131 mm (5-1/8")

Model Number	Motor W	Motor RPM	Sound Level	Air Flow Rate	
10754/10756	336 W (.45 hp)	12,000 RPM	82 dB(A)	3 CFM / 23 SCFM (651 LPM)	
Air Inlet Thread	Hose Size	Air Pressure	Weight	Length	Height
1/4" NPT	6 mm (1/4")	6.2 Bar (90 PSIG)	1.3 kg (2.9 lb.)	293 mm (11-1/2")	131 mm (5-1/8")

# TWO-HAND GEAR-DRIVEN SANDERS

- Shaves and levels body filler fast.
- Long handle provides excellent comfort and control, especially when working on vertical sides of vehicles.
- Adjustable speed control.
- Composite housing reduces weight and protects against cold air transmission to operator's hands.
- Includes hook-face sanding pad that is perfectly balanced and weight-mated for smooth performance.
- Vinyl-face pads available upon request only.



## Central Vacuum

- Designed for exclusive use with central vacuum system.
- Combination lip-seal shroud/overskirt allows operator greater workpiece visibility and enhanced vacuum capability.
- Dust is extracted away from air motor (reducing contamination) for a smoother, easier path of extraction.
- Anti-clog design is advantageous when sanding damp filler material.
- 152 mm (6") diameter models have 25 mm (1") dia. vacuum port; 203 mm (8") diameter model has 51 mm (2") dia. vacuum port.

### Model 10761 152 mm (6") Dia.

- Includes 57765 Hook-Face Pad.

### Model 10764 203 mm (8") Dia.

- Includes 56237 Hook-Face Pad.



## Non-Vacuum

### Model 10760 152 mm (6") Dia.

- Includes 57764 Hook-Face Pad.

### Model 10763 203 mm (8") Dia.

- Includes 56236 Hook-Face Pad.



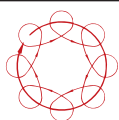
Model Number	Motor W	Motor RPM	Sound Level	Air Flow Rate		
10760/10761	336 W (.45 hp)	900 RPM	91 dB(A)	3 CFM / 23 SCFM (651 LPM)		
Air Inlet Thread	Pad Diameter	Air Pressure	Weight	Length	Height	
1/4" NPT	152 mm (6")	6.2 Bar (90 PSIG)	1.7 kg (3.7 lb.)	293 mm (11-1/2")	143 mm (5-5/8")	

Model Number	Motor W	Motor RPM	Sound Level	Air Flow Rate		
10763/10764	336 W (.45 hp)	900 RPM	87 dB(A)	3 CFM / 23 SCFM (651 LPM)		
Air Inlet Thread	Pad Diameter	Air Pressure	Weight	Length	Height	
1/4" NPT	203 mm (8")	6.2 Bar (90 PSIG)	1.9 kg (4.2 lb.)	318 mm (12-1/2")	143 mm (5-5/8")	

# TWO-HAND DYNORBITAL® SANDERS



**10 mm  
(3/8") Orbit**  
for aggressive sanding



**5 mm  
(3/16") Orbit**  
for general sanding

10729



10722



10720



- Composite tool housing and handle create non-slip feel and reduce cold air transmission to operator.
- Adjustable speed control.
- All models feature our premium weight-mated, hook-face sanding pad.
- Long handle provides excellent comfort and control, especially when working on vertical sides of workpiece.

## Central Vacuum

- Ready for hook-up to standard central vacuum systems.
- All models include combination lip seal/overskirt shroud, which offers enhanced vacuum capability and greater workpiece visibility.
- Vacuum port accepts 25 mm (1") diameter hose cuff on the 152 mm (6") models, and 51 mm (2") diameter hose cuff on the 203 mm (8") model.

Pad Diameter	5 mm (3/16") Orbit Models (Pad)	10 mm (3/8") Orbit Models (Pad)
152 mm (6")	10724 (54328)	10735 (54328)
203 mm (8")	10729 (56237)	N/A

## Self-Generated Vacuum

- Self-generated vacuum models are ready for connection to portable dust collection systems.
- Models can also be connected to standard central vacuum systems.
- Vacuum port accepts 32 mm (1-1/4") diameter hose cuff for increased vacuum flow (no overskirt shroud is included).

Pad Diameter	5 mm (3/16") Orbit Models (Pad)	10 mm (3/8") Orbit Models (Pad)
127 mm (5")	10712 (54326)	10731 (54326)
152 mm (6")	10722 (54328)	10734 (54328)
203 mm (8")	10727 (56237)	N/A

## Non-Vacuum

- 127 mm (5") and 152 mm (6") models are 12,000 RPM. Pads have 5/16"-24 male spindle.
- 203 mm (8") models are 10,000 RPM. Pads mount with 5 screws.

Pad Diameter	5 mm (3/16") Orbit Models (Pad)	10 mm (3/8") Orbit Models (Pad)
127 mm (5")	10710 (54325)	10730 (54325)
152 mm (6")	10720 (54327)	10733 (54327)
203 mm (8")	10725 (56236)	N/A

Pad Diameter	Motor W	Motor RPM	Sound Level	Air Flow Rate	
127 mm (5")	336 W (.45 hp)	12,000 RPM	84 dB(A)	3 CFM / 23 SCFM (651 LPM)	
Air Inlet Thread	Hose Size	Air Pressure	Weight	Length	Height
1/4" NPT	6 mm (1/4")	6.2 Bar (90 PSIG)	1.3 kg (2.9 lb.)	267 mm (10-1/2")	114 mm (4-1/2")

Pad Diameter	Motor W	Motor RPM	Sound Level	Air Flow Rate	
152 mm (6")	336 W (.45 hp)	12,000 RPM	84 dB(A)	3 CFM / 23 SCFM (651 LPM)	
Air Inlet Thread	Hose Size	Air Pressure	Weight	Length	Height
1/4" NPT	6 mm (1/4")	6.2 Bar (90 PSIG)	1.3 kg (2.9 lb.)	267 mm (10-1/2")	114 mm (4-1/2")

Pad Diameter	Motor W	Motor RPM	Sound Level	Air Flow Rate	
203 mm (8")	336 W (.45 hp)	10,000 RPM	83 dB(A)	3 CFM / 23 SCFM (651 LPM)	
Air Inlet Thread	Hose Size	Air Pressure	Weight	Length	Height
1/4" NPT	10 mm (3/8")	6.2 Bar (90 PSIG)	1.5 kg (3.3 lb.)	305 mm (12")	114 mm (4-1/2")





# DYNABUG® ORBITAL SANDERS

- Great for blocking on flat surfaces. Smooth and quiet operation.
- 10,000 RPM, rear exhaust, adjustable speed control.
- Spring clips hold sandpaper securely.

## Central Vacuum

- Includes premium 57855 PSA Pad.
- Optional 57856 Hook-Face Pad available.
- Ready to connect to your central vacuum system or shop vacuum.

### Model 10174

- 2.5 mm (3/32") Orbit

### Model 57804

- 5 mm (3/16") Orbit



10174

## Non-Vacuum

- 93 mm x 178 mm (3-2/3" x 7") abrasive sheet fits pad area. Use 93 mm x 229 mm (3-2/3" x 9") paper when securing the paper to the built-in clips.
- Optional 57851 Hook-Face Pad available.
- Includes premium 57850 PSA Pad.

### Model 10170

- 2.5 mm (3/32") Orbit

### Model 57800

- 5 mm (3/16") Orbit



10170

## Optional Punch Plate

### Part No. 57476

- 93 mm x 178 mm (3-2/3" x 7") Punch Plate for converting non-vac to vacuum paper.



57476

Model Number	Motor W	Motor RPM	Vacuum Type	Air Flow Rate	
10174	186 W (.25 hp)	10,000 RPM	Central Vacuum	2 CFM / 16 SCFM (453 LPM)	
Air Inlet Thread	Hose Size	Air Pressure	Weight	Length	Height
1/4" NPT	6 mm (1/4")	6.2 Bar (90 PSIG)	1.25 kg (2.75 lb.)	184 mm (7-1/4")	108 mm (4-1/4")

Model Number	Motor W	Motor RPM	Vacuum Type	Air Flow Rate	
10170	186 W (.25 hp)	10,000 RPM	Non-Vacuum	2 CFM / 16 SCFM (453 LPM)	
Air Inlet Thread	Hose Size	Air Pressure	Weight	Length	Height
1/4" NPT	6 mm (1/4")	6.2 Bar (90 PSIG)	1.25 kg (2.75 lb.)	184 mm (7-1/4")	108 mm (4-1/4")

Model Number	Motor W	Motor RPM	Vacuum Type	Air Flow Rate	
57804	179 W (.24 hp)	8,000 RPM	Central Vacuum	2 CFM / 16 SCFM (453 LPM)	
Air Inlet Thread	Hose Size	Air Pressure	Weight	Length	Height
1/4" NPT	6 mm (1/4")	6.2 Bar (90 PSIG)	1.27 kg (2.8 lb.)	184 mm (7-1/4")	108 mm (4-1/4")

Model Number	Motor W	Motor RPM	Vacuum Type	Air Flow Rate	
57800	179 W (.24 hp)	8,000 RPM	Non-Vacuum	2 CFM / 16 SCFM (453 LPM)	
Air Inlet Thread	Hose Size	Air Pressure	Weight	Length	Height
1/4" NPT	6 mm (1/4")	6.2 Bar (90 PSIG)	1.27 kg (2.8 lb.)	184 mm (7-1/4")	108 mm (4-1/4")



# DYNABUG® II ORBITAL SANDERS

10285



- Designed for efficient finishing of composites, painted and metal surfaces.
- Compact size and light weight allows comfortable use in small spaces.
- 2.5 mm (3/32") orbit produces a smooth finish.

## Central Vacuum

- Tool has 25 mm (1") diameter vacuum port, ready for connection to external vacuum source.
- Includes hook-face sanding pad for optional hook-face, vacuum abrasive sheets.

10291



### Model 10282

- Includes 56316 Vacuum Sanding Pad, 74 mm (3") W x 109 mm (4-1/4") L.

### Model 10285

- Includes 56319 Vacuum Sanding Pad, 80 mm (3-1/4") W by 130 mm (5") L, with eight vacuum holes.
- Optional 56318 Hook-Face Pad available in 4+4 hole configuration.

### Model 10291

- Includes 56324 Loop-Face Vacuum Sanding Pad, 68 mm (2-3/4") W x 196 mm (7-3/4") long, with eight vacuum holes.

10290



### Model 10292

- Includes 56326 Hook-Face Vacuum Sanding Pad, 68 mm (2-3/4") W x 196 mm (7-3/4") long, with eight vacuum holes.

### Model 10290 "Delta Style"

- Includes 56323 "Delta Style" Vacuum Sanding Pad, 99 mm (4") W x 143 mm (5-3/4") L, with seven vacuum holes. Unique pad has curved edges for sanding rounded areas, and pointed tip for reaching into tight corners.

10280



## Non-Vacuum

- Includes hook-face sanding pad for optional hook-face abrasive sheets.

### Model 10280

- Includes 56315 Sanding Pad, 74 mm (3") W x 109 mm (4-1/4") L.

### Model 10283

- Includes 56317 Sanding Pad, 80 mm (3-1/4") W x 130 mm (5") L.

Model Number	Motor W	Motor RPM	Vacuum Type	Air Flow Rate	
10282/10285	112 W (.15 hp)	10,000 RPM	Central Vacuum	2 CFM / 13 SCFM (368 LPM)	
Air Inlet Thread	Hose Size	Air Pressure	Weight	Length	Height
1/4" NPT	6 mm (1/4")	6.2 Bar (90 PSIG)	0.7 kg (1.5 lb.)	146 mm (5-3/4")	89 mm (3-1/2")

Model Number	Motor W	Motor RPM	Vacuum Type	Air Flow Rate	
10290	112 W (.15 hp)	10,000 RPM	Central Vacuum	2 CFM / 13 SCFM (368 LPM)	
Air Inlet Thread	Hose Size	Air Pressure	Weight	Length	Height
1/4" NPT	6 mm (1/4")	6.2 Bar (90 PSIG)	0.8 kg (1.7 lb.)	216 mm (8-1/2")	89 mm (3-1/2")

Model Number	Motor W	Motor RPM	Vacuum Type	Air Flow Rate	
10291	112 W (.15 hp)	10,000 RPM	Central Vacuum	2 CFM / 13 SCFM (368 LPM)	
Air Inlet Thread	Hose Size	Air Pressure	Weight	Length	Height
1/4" NPT	6 mm (1/4")	6.2 Bar (90 PSIG)	0.7 kg (1.6 lb.)	222 mm (8-3/4")	89 mm (3-1/2")


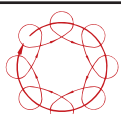
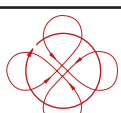
Model Number	Motor W	Motor RPM	Vacuum Type	Air Flow Rate	
10280/10283	112 W (.15 hp)	10,000 RPM	Non-Vacuum	2 CFM / 13 SCFM (368 LPM)	
Air Inlet Thread	Hose Size	Air Pressure	Weight	Length	Height
1/4" NPT	6 mm (1/4")	6.2 Bar (90 PSIG)	0.8 kg (1.8 lb.)	216 mm (8-1/2")	89 mm (3-1/2")



# NOTES



# DYNORBITAL® SILVER SUPREME

	<b>2.5 mm (3/32") Orbit</b> for ultra-fine sanding
	<b>5 mm (3/16") Orbit</b> for general sanding
	<b>10 mm (3/8") Orbit</b> for aggressive sanding

- The NEW tool in our "D3" Series is the ultimate combination of Supreme power and lightweight comfort!
- "D3" innovations include all-steel components, compact Ergo Grip, outstanding vacuum capabilities and more.
- Steel cylinder and end plates stay perfectly aligned, maximizing motor performance!
- Innovative "V-Seal" bearing seal (patented) protects balancer shaft bearing from sanding residue for longer life.
- Unique "top hat" seal protects front motor bearing from sanding residue. Also holds in bearing lubrication while keeping out other contaminants.
- All models feature our premium weight-mated, hook-face sanding pad.
- Vinyl-face pads available upon request only.

69029



## Central Vacuum

- Has 25 mm (1") dia. vacuum port for easy central vacuum connection.

Pad Diameter	2.5 mm (3/32") Orbit (Pad)	5 mm (3/16") Orbit (Pad)	10 mm (3/8") Orbit (Pad)
76 mm (3")	69104 (56087)	69109 (56087)	69114 (56087)
89 mm (3-1/2")	69004 (54313)	69019 (54313)	69034 (54313)
127 mm (5")	69009 (54326)	69024 (54326)	69039 (54326)
152 mm (6")	69014 (54328)	69029 (54328)	69044 (54328)

69028



50617

## Self-Generated Vacuum

- Ready for connection to optional portable self-contained dust collection system (part number 50617).

Pad Diameter	2.5 mm (3/32") Orbit (Pad)	5 mm (3/16") Orbit (Pad)	10 mm (3/8") Orbit (Pad)
76 mm (3")	69103 (56087)	69108 (56087)	69113 (56087)
89 mm (3-1/2")	69003 (54313)	69018 (54313)	69033 (54313)
127 mm (5")	69008 (54326)	69023 (54326)	69038 (54326)
152 mm (6")	69013 (54328)	69028 (54328)	69043 (54328)

69025



## Non-Vacuum


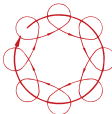
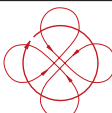
- Optional vacuum conversion kits available to easily convert non-vacuum tool to self-generated vacuum tool for connection to a self-contained dust collection system. Can also be converted to connect to a standard central vacuum system.

Pad Diameter	2.5 mm (3/32") Orbit (Pad)	5 mm (3/16") Orbit (Pad)	10 mm (3/8") Orbit (Pad)
76 mm (3")	69100 (56087)	69105 (56087)	69110 (56087)
89 mm (3-1/2")	69000 (54313)	69015 (54313)	69030 (54313)
127 mm (5")	69005 (54325)	69020 (54325)	69035 (54325)
152 mm (6")	69010 (54327)	69025 (54327)	69040 (54327)

See tool specifications for all models of  
DYNORBITAL® Silver Supreme on page 26.



- The lightest tool on the market today!
- Ideal for achieving a swirl-free finish on paint and other surfaces.
- Incorporates the latest engineering and manufacturing technology to create the lightest sander on the market today. Non-vacuum model weighs just 0.64 kg (22 oz.). This makes the Dynorbital-Spirit® ideal for all vertical applications.
- Innovative "V-Seal" bearing seal (patented) protects balancer shaft bearing from sanding residue for longer life.
- Unique "top hat" seal protects front motor bearing from sanding residue. Also holds in bearing lubrication while keeping out other contaminants.
- All models feature our premium weight-mated, hook-face sanding pad.
- Vinyl-face pads available upon request only.

	<b>2.5 mm (3/32") Orbit</b> for ultra-fine sanding
	<b>5 mm (3/16") Orbit</b> for general sanding
	<b>10 mm (3/8") Orbit</b> for aggressive sanding

## Central Vacuum

- Has 25 mm (1") dia. vacuum port for easy central vacuum connection.

Pad Diameter	2.5 mm (3/32") Orbit (Pad)	5 mm (3/16") Orbit (Pad)	10 mm (3/8") Orbit (Pad)
76 mm (3")	21044 (56087)	21024 (56087)	21004 (56087)
89 mm (3-1/2")	21049 (54313)	21029 (54313)	21009 (54313)
127 mm (5")	21054 (54326)	21034 (54326)	21014 (54326)
152 mm (6")	21059 (54328)	21039 (54328)	21019 (54328)



21039

## Self-Generated Vacuum

- Includes portable self-contained dust collection system (part number 50617).

Pad Diameter	2.5 mm (3/32") Orbit (Pad)	5 mm (3/16") Orbit (Pad)	10 mm (3/8") Orbit (Pad)
76 mm (3")	21041 (56087)	21021 (56087)	21001 (56087)
89 mm (3-1/2")	21046 (54313)	21026 (54313)	21006 (54313)
127 mm (5")	21051 (54326)	21031 (54326)	21011 (54326)
152 mm (6")	21056 (54328)	21036 (54328)	21016 (54328)



21036

50617

## Non-Vacuum

- Optional vacuum conversion kits available to easily convert non-vacuum tool to self-generated vacuum tool for connection to a self-contained dust collection system. Can also be converted to connect to a standard central vacuum system.

Pad Diameter	2.5 mm (3/32") Orbit (Pad)	5 mm (3/16") Orbit (Pad)	10 mm (3/8") Orbit (Pad)
76 mm (3")	21040 (56087)	21020 (56087)	21000 (56087)
89 mm (3-1/2")	21045 (54313)	21025 (54313)	21005 (54313)
127 mm (5")	21050 (54325)	21030 (54325)	21010 (54325)
152 mm (6")	21055 (54327)	21035 (54327)	21015 (54327)



21035

See tool specifications for all models of Dynorbital-Spirit® on page 26.

# PALM-STYLE RANDOM ORBITAL SANDER SPECIFICATIONS

## Dynorbital® Silver Supreme (Page 24)

Model No.	Vacuum Style	Tool Dia. mm (inches)	Dia. Orbit mm (inches)	Sound Level	Weight kg (Pound)	Length mm (inches)
69000	Non-Vac	89 (3-1/2)	10 (3/8)	76 dB(A)	.8 (1.8)	152 (6)
69005	Non-Vac	127 (5)	10 (3/8)	79 dB(A)	.9 (1.9)	165 (6-1/2)
69010	Non-Vac	152 (6)	10 (3/8)	79 dB(A)	.9 (1.9)	178 (7)
69015	Non-Vac	89 (3-1/2)	5 (3/16)	77 dB(A)	.8 (1.7)	152 (6)
69020	Non-Vac	127 (5)	5 (3/16)	77 dB(A)	.8 (1.8)	165 (6-1/2)
69025	Non-Vac	152 (6)	5 (3/16)	77 dB(A)	.8 (1.8)	178 (7)
69030	Non-Vac	89 (3-1/2)	2.5 (3/32)	75 dB(A)	.8 (1.7)	152 (6)
69035	Non-Vac	127 (5)	2.5 (3/32)	77 dB(A)	.8 (1.7)	165 (6-1/2)
69040	Non-Vac	152 (6)	2.5 (3/32)	77 dB(A)	.8 (1.8)	178 (7)
69100	Non-Vac	76 (3)	10 (3/8)	79 dB(A)	.8 (1.8)	152 (6)
69105	Non-Vac	76 (3)	5 (3/16)	80 dB(A)	.8 (1.7)	165 (6-1/2)
69110	Non-Vac	76 (3)	2.5 (3/32)	80 dB(A)	.8 (1.7)	178 (7)
69003	Self-Gen	89 (3-1/2)	10 (3/8)	83 dB(A)	.9 (1.9)	216 (8-1/2)
69008	Self-Gen	127 (5)	10 (3/8)	80 dB(A)	.9 (2.0)	216 (8-1/2)
69013	Self-Gen	152 (6)	10 (3/8)	80 dB(A)	.9 (2.1)	229 (9)
69018	Self-Gen	89 (3-1/2)	5 (3/16)	82 dB(A)	.8 (1.8)	216 (8-1/2)
69023	Self-Gen	127 (5)	5 (3/16)	81 dB(A)	.9 (1.9)	216 (8-1/2)
69028	Self-Gen	152 (6)	5 (3/16)	81 dB(A)	.9 (2.0)	229 (9)
69033	Self-Gen	89 (3-1/2)	2.5 (3/32)	83 dB(A)	.8 (1.8)	216 (8-1/2)
69038	Self-Gen	127 (5)	2.5 (3/32)	81 dB(A)	.9 (1.9)	216 (8-1/2)
69043	Self-Gen	152 (6)	2.5 (3/32)	81 dB(A)	.9 (2.0)	229 (9)
69103	Self-Gen	76 (3)	10 (3/8)	81 dB(A)	.9 (1.9)	216 (8-1/2)
69108	Self-Gen	76 (3)	5 (3/16)	82 dB(A)	.8 (1.8)	216 (8-1/2)
69113	Self-Gen	76 (3)	2.5 (3/32)	83 dB(A)	.8 (1.8)	229 (9)



Model No.	Vacuum Style	Tool Dia. mm (inches)	Dia. Orbit mm (inches)	Sound Level	Weight kg (Pound)	Length mm (inches)
69004	Central	89 (3-1/2)	10 (3/8)	79 dB(A)	.9 (1.9)	178 (7)
69009	Central	127 (5)	10 (3/8)	80 dB(A)	.9 (2.0)	184 (7-1/4)
69014	Central	152 (6)	10 (3/8)	80 dB(A)	.9 (1.9)	197 (7-3/4)
69019	Central	89 (3-1/2)	5 (3/16)	83 dB(A)	.8 (1.8)	178 (7)
69024	Central	127 (5)	5 (3/16)	83 dB(A)	.9 (1.9)	184 (7-1/4)
69029	Central	152 (6)	5 (3/16)	83 dB(A)	.9 (2.0)	197 (7-3/4)
69034	Central	89 (3-1/2)	2.5 (3/32)	81 dB(A)	.8 (1.8)	178 (7)
69039	Central	127 (5)	2.5 (3/32)	81 dB(A)	.8 (1.8)	184 (7-1/4)
69044	Central	152 (6)	2.5 (3/32)	81 dB(A)	.9 (2.0)	197 (7-3/4)
69104	Central	76 (3)	10 (3/8)	82 dB(A)	.9 (1.9)	178 (7)
69109	Central	76 (3)	5 (3/16)	82 dB(A)	.8 (1.8)	184 (7-1/4)
69114	Central	76 (3)	2.5 (3/32)	82 dB(A)	.8 (1.8)	197 (7-3/4)

**Additional Specifications:** Motor .26 hp (194 W) • Motor 12,000 RPM • Pad Thread 5/16"-24 Male • Air Inlet Thread 1/4" NPT  
Hose I.D. Size 6 mm (1/4") • Air Flow Rate 16 SCFM/450 LPM • Height 89 mm (3-1/2") • Air Pressure 90 PSIG (6.2 Bar)  
Sound Level is the pressure measurement according to the method outlined in ISO regulation ISO-15744

## Dynorbital-Spirit® (Page 25)

Model No.	Vacuum Style	Tool Dia. mm (inches)	Dia. Orbit mm (inches)	Sound Level	Weight kg (Pound)	Length mm (inches)
21005	Non-Vac	89 (3-1/2)	10 (3/8)	78 dB(A)	.6 (1.4)	152 (6)
21010	Non-Vac	127 (5)	10 (3/8)	82 dB(A)	.7 (1.5)	165 (6-1/2)
21015	Non-Vac	152 (6)	10 (3/8)	82 dB(A)	.7 (1.6)	178 (7)
21025	Non-Vac	89 (3-1/2)	5 (3/16)	80 dB(A)	.6 (1.4)	152 (6)
21030	Non-Vac	127 (5)	5 (3/16)	80 dB(A)	.6 (1.4)	165 (6-1/2)
21035	Non-Vac	152 (6)	5 (3/16)	80 dB(A)	.7 (1.5)	178 (7)
21045	Non-Vac	89 (3-1/2)	2.5 (3/32)	80 dB(A)	.6 (1.4)	152 (6)
21050	Non-Vac	127 (5)	2.5 (3/32)	79 dB(A)	.6 (1.4)	165 (6-1/2)
21055	Non-Vac	152 (6)	2.5 (3/32)	79 dB(A)	.6 (1.5)	178 (7)
21000	Non-Vac	76 (3)	10 (3/8)	78 dB(A)	.6 (1.4)	152 (6)
21020	Non-Vac	76 (3)	5 (3/16)	80 dB(A)	.6 (1.4)	165 (6-1/2)
21040	Non-Vac	76 (3)	2.5 (3/32)	79 dB(A)	.6 (1.3)	178 (7)
21060	Self-Gen	89 (3-1/2)	10 (3/8)	87 dB(A)	.7 (1.5)	216 (8-1/2)
21011	Self-Gen	127 (5)	10 (3/8)	86 dB(A)	.7 (1.6)	216 (8-1/2)
21016	Self-Gen	152 (6)	10 (3/8)	86 dB(A)	.7 (1.7)	229 (9)
21026	Self-Gen	89 (3-1/2)	5 (3/16)	87 dB(A)	.6 (1.4)	216 (8-1/2)
21031	Self-Gen	127 (5)	5 (3/16)	85 dB(A)	.7 (1.5)	216 (8-1/2)
21036	Self-Gen	152 (6)	5 (3/16)	85 dB(A)	.7 (1.6)	229 (9)
21046	Self-Gen	89 (3-1/2)	2.5 (3/32)	87 dB(A)	.6 (1.4)	216 (8-1/2)
21051	Self-Gen	127 (5)	2.5 (3/32)	84 dB(A)	.6 (1.5)	216 (8-1/2)
21056	Self-Gen	152 (6)	2.5 (3/32)	84 dB(A)	.7 (1.5)	229 (9)
21001	Self-Gen	76 (3)	10 (3/8)	87 dB(A)	.7 (1.5)	216 (8-1/2)
21021	Self-Gen	76 (3)	5 (3/16)	87 dB(A)	.6 (1.4)	216 (8-1/2)
21041	Self-Gen	76 (3)	2.5 (3/32)	87 dB(A)	.6 (1.4)	229 (9)

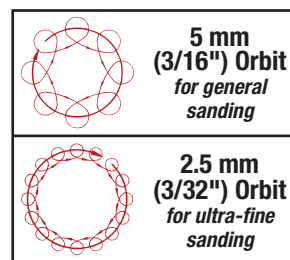


Model No.	Vacuum Style	Tool Dia. mm (inches)	Dia. Orbit mm (inches)	Sound Level	Weight kg (Pound)	Length mm (inches)
21009	Central	89 (3-1/2)	10 (3/8)	78 dB(A)	.7 (1.5)	178 (7)
21014	Central	127 (5)	10 (3/8)	82 dB(A)	.7 (1.5)	184 (7-1/4)
21019	Central	152 (6)	10 (3/8)	82 dB(A)	.7 (1.6)	197 (7-3/4)
21029	Central	89 (3-1/2)	5 (3/16)	80 dB(A)	.6 (1.4)	178 (7)
21034	Central	127 (5)	5 (3/16)	81 dB(A)	.6 (1.5)	184 (7-1/4)
21039	Central	152 (6)	5 (3/16)	81 dB(A)	.7 (1.6)	197 (7-3/4)
21049	Central	89 (3-1/2)	2.5 (3/32)	80 dB(A)	.6 (1.4)	178 (7)
21054	Central	127 (5)	2.5 (3/32)	81 dB(A)	.6 (1.4)	184 (7-1/4)
21059	Central	152 (6)	2.5 (3/32)	81 dB(A)	.7 (1.5)	197 (7-3/4)
21004	Central	76 (3)	10 (3/8)	78 dB(A)	.6 (1.5)	178 (7)
21024	Central	76 (3)	5 (3/16)	80 dB(A)	.6 (1.4)	184 (7-1/4)
21044	Central	76 (3)	2.5 (3/32)	80 dB(A)	.6 (1.4)	197 (7-3/4)

**Additional Specifications:** Motor .25 hp (186 W) • Motor 12,000 RPM • Pad Thread 5/16"-24 Male • Air Inlet Thread 1/4" NPT  
Hose I.D. Size 6 mm (1/4") • Air Flow Rate 14 SCFM/396 LPM • Height 89 mm (3-1/2") • Air Pressure 90 PSIG (6.2 Bar)  
Sound Level is the pressure measurement according to the method outlined in ISO regulation ISO-15744

# HIVAC DYNORBITAL-SPIRIT®

- The combination of our unique shroud design and 3-hole sanding pad provide enhanced collection of dust and debris.
- The random orbital action enables operator to achieve swirl-free finishes.
- Comfortable tool weight of only 0.6 kg (20.8 oz.) minimizes operator fatigue.
- Innovative "V-Seal" bearing protects balancer shaft from sanding residue for longer tool life.
- Unique "top hat" seal protects front motor bearing from contaminants while maintaining bearing lubrication.
- Tool has 25 mm (1") diameter vacuum port and accepts 76 mm (3") diameter sanding pads.



## Central Vacuum

### Model 21071 2.5 mm (3/32") Orbit

- Includes 56142 Hook-Face Sanding Pad.

### Model 21070 5 mm (3/16") Orbit

- Includes 56142 Hook-Face Sanding Pad.

## Self-Generated Vacuum

### Model 21069 2.5 mm (3/32") Orbit

- Includes 56142 Hook-Face Sanding Pad.

### Model 21068 5 mm (3/16") Orbit

- Includes 56142 Hook-Face Sanding Pad.

Model Number	Motor W	Motor RPM	Spindle Thread	Air Flow Rate		
21070/21071	186 W (.25 hp)	12,000 RPM	5/16"-24	2 CFM / 14 SCFM (396 LPM)		
Air Inlet Thread	Hose Size	Air Pressure	Weight	Length	Height	
1/4" NPT	6 mm (1/4")	6.2 Bar (90 PSIG)	0.6 kg (1.3 lb.)	166 mm (6-1/2")	95 mm (3-3/4")	

Model Number	Motor W	Motor RPM	Spindle Thread	Air Flow Rate		
21068/21069	186 W (.25 hp)	12,000 RPM	5/16"-24	2 CFM / 14 SCFM (396 LPM)		
Air Inlet Thread	Hose Size	Air Pressure	Weight	Length	Height	
1/4" NPT	6 mm (1/4")	6.2 Bar (90 PSIG)	0.6 kg (1.3 lb.)	197 mm (7-3/4")	95 mm (3-3/4")	



# SANDER/BUFFER, BUFFER

## 76 mm (3") Sander/Buffer

### Model 69540 12,000 RPM

- Dual-purpose tool offers random orbital sanding and rotary buffing.
- Repairs dust nibs and blemishes on paints and clear coats.
- Also used to repair hazy/cloudy headlights, and other clear/colored acrylic surfaces.
- 76 mm (3") diameter allows use on contoured surfaces and tight areas.
- In rotary mode, offers all the benefits of model 69550 below.

## 76 mm (3") Rotary Buffer

### Model 69550 12,000 RPM

- Accepts 76 mm (3") wool and foam buff pads.
- Runs at 12,000 RPM free-speed, then slows to under 4,000 RPM in use.
- Ideal for buffing door/window columns and posts, plus recessed areas and contoured surfaces.
- Lightweight, palm-style design offers great comfort and control.
- Adjustable speed regulator included.



Model Number	Motor W	Motor RPM	Pad Size Dia.	Air Flow Rate		
69540	1491 W (2 hp)	12,000 RPM	76 mm (3")	2 CFM / 12 SCFM (334 LPM)		
Air Inlet Thread	Hose Size	Air Pressure	Weight	Length	Height	
1/4" NPT	6 mm (1/4")	6.2 Bar (90 PSIG)	6.7 kg (1.5 lb.)	154 mm (6.1")	94 mm (3.7")	

Model Number	Motor W	Motor RPM	Pad Size Dia.	Air Flow Rate		
69550	1491 W (2 hp)	12,000 RPM	76 mm (3")	2 CFM / 12 SCFM (334 LPM)		
Air Inlet Thread	Hose Size	Air Pressure	Weight	Length	Height	
1/4" NPT	6 mm (1/4")	6.2 Bar (90 PSIG)	6.7 kg (1.5 lb.)	154 mm (6.1")	70 mm (2.6")	




# PAINT PREPARATION

# DRY DYNABUG® "MODEL T"

- The lightest tool we offer – weighs only 454 g (1 lb.)!
- Great finishing tool; use for color sanding.
- Base plate is Hook-Face to accept interface pads.
- Adjustable speed control, runs up to 20,000 RPM.
- Uses reattachable and PSA abrasive sheets and discs.
- Never needs air tool oil.
- All models on this page include 91.4 cm (3 ft.) flexible air hose.

10483



## 127 mm (5") and 152 mm (6") Diameter Round Models

### Model 10477 127 mm (5") Diameter

- Includes 56248 Hook-Face Pad.

### Model 10483 152 mm (6") Diameter

- Includes 56268 Hook-Face Pad.

10470



## 102 mm (4") x 110 mm (4-5/16") Rectangular Models

- Clips are good for 229 mm (9") x 279 mm (11") sheet paper, cut in four, or 152 mm (6") disc will fit.

### Model 10470

- With clips, includes 57999 Vinyl-Face Pad.

10485



## 108 mm (4-1/4") x 114 mm (4-1/2") Central Vacuum Models

- Ready for connection to central vac system or our portable vacuum systems. Both models have 1" diameter exhaust port for vacuum hose connection.

### Model 10485

- Includes 56286 Vinyl-Face Vacuum Pad.

### Model 10487

- Includes 56285 Hook-Face Vacuum Pad.

Model Number	Motor RPM	Orbit Diameter	Sound Level	Air Flow Rate	
All Models	20,000 RPM	5 mm (3/16")	83 max. dB(A)	1 CFM / 9 SCFM (255 LPM)	
Air Inlet Thread	Hose Size	Air Pressure	Weight	Length	Height
1/4" NPT	6 mm (1/4")	6.2 Bar (90 PSIG)	.45 kg (1.0 lb.)	127 mm (5")	76 mm (3")



# WET DYNABUG® "MODEL T"


- Self-siphoning. Includes 6 m (20 ft.) of water hose, siphon weight with replaceable water filter and foam interface pad.
- Ultra-lightweight, just over 454 g (1 lb.)!
- Stainless steel components never rust. 20,000 RPM tool never needs oil!
- Easy-adjust water valve with on/off and fast/slow selection.
- Fast, smooth and uniform surface preparation; reduced labor time.
- Our unique water feed "through-the-pad" design allows use of standard round wet paper with holes. No special sand paper or hole punch needed!
- Up to 5 mm (3/16") diameter orbital action with adjustable speed control.

## Model 10288 127 mm (5") Diameter

- Includes standard 58086 Hook-Face Pad and soft 5" 56247 Interface Pad.

## Model 10289 152 mm (6") Diameter

- Includes standard 58093 Hook-Face Pad and soft 6" 56288 Interface Pad.




10289

Model Number	Motor RPM	Orbit Diameter	Sound Level	Air Flow Rate	
All Models	20,000 RPM	5 mm (3/16")	72 max. dB(A)	1 CFM / 9 SCFM (255 LPM)	
Air Inlet Thread	Hose Size	Air Pressure	Weight	Length	Height
1/4" NPT	6 mm (1/4")	6.2 Bar (90 PSIG)	0.7 kg (1.2 lb.)	127 mm (5")	76 mm (3")

## Available Interface Pads for Contours

- Soft foam increases conformability, allowing operator to easily follow contours. Converts standard pad into a fine finishing and finessing pad!
- Attaches between sanding pad and hook 'n loop abrasive. Easily contours to most surfaces.

Part Number	Description	Density
56245	108 mm (4-1/4") x 114 mm (4-1/2") Vinyl-Face Sponge Pad	1/2" Thick, Soft
57996	108 mm (4-1/4") x 114 mm (4-1/2") Hook-Face Sponge Pad	1/2" Thick, Soft
56246	127 mm (5") Round Vinyl-Face Sponge Pad	1/4" Thick, Soft
56247	127 mm (5") Round Hook-Face Sponge Pad	1/2" Thick, Soft
56287	152 mm (6") Round Vinyl-Face Sponge Pad	1/4" Thick, Medium
56288	152 mm (6") Round Hook-Face Sponge Pad	1/4" Thick, Soft



Double-sided hook-face interface pad attaches between sanding pad and hook-face abrasive.

# WET DYNAFINE® DETAIL SANDER

## Model 10880

- Hooks directly up to hose or optional wet tank.
- Accepts 51 mm (2") and 76 mm (3") diameter sanding pads (PSA or hook-face) for corresponding abrasive discs. One PSA pad of each diameter is included with tool.
- Mist System helps flush abrasive to achieve a consistent, repeatable finish.
- Ergonomic 7° offset design for greater operator comfort and control.
- Insulated tool housing reduces cold air transmission to the operator.
- Includes 3 m (10 ft.) water line with Male Quick Disconnect and faucet/garden hose connection.
- Includes air and water connections, see page 30.

Model Number	Motor W	Motor RPM	Sound Level	Air Flow Rate	
10880	112 W (.15 hp)	13,000 RPM	65 dB(A)	3 CFM / 20 SCFM (566 LPM)	
Air Inlet Thread	Pad Diameter	Air Pressure	Weight	Length	Height
1/4" NPT	51-76 mm (2-3")	6.2 Bar (90 PSIG)	0.8 kg (1.8 lb.)	229 mm (9")	95 mm (3-3/4")

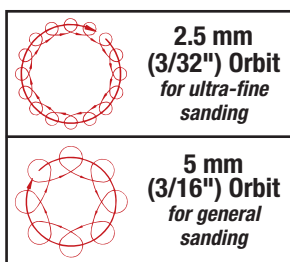
Composite Dynaswivel® Flow-Control Speed Regulator is included.



10880



# WET RANDOM ORBITAL SANDERS



- Quickly remove runs, sags, orange peel, dust nibs and other imperfections.
- Achieve a uniform and consistent finish faster and easier than before.
- Saves time and labor; increases production.
- Each model comes complete with air and water connections.
- 10,000 RPM air motor with adjustable speed control.
- Overskirt shroud is standard on all machines to control water splash.
- Hook up to garden hose or optional 96575 Portable Wet Tank (see page 38).



10351

## 89 mm (3-1/2") Dia. Models

### Model 10351

**2.5 mm (3/32") Orbit**

- Includes 54311 Hook-Face Sanding Pad.

### Model 10341

**5 mm (3/16") Orbit**

- Includes 54311 Hook-Face Sanding Pad.

## 127 mm (5") Dia. Models

### Model 10353

**2.5 mm (3/32") Orbit**

- Includes 54323 Hook-Face Sanding Pad.

### Model 10343

**5 mm (3/16") Orbit**

- Includes 54323 Hook-Face Sanding Pad.

## 152 mm (6") Dia. Models

### Model 10354


**2.5 mm (3/32") Orbit**

- Includes 54327 Hook-Face Sanding Pad.

### Model 10344

**5 mm (3/16") Orbit**

- Includes 54327 Hook-Face Sanding Pad.



## Included Air and Water Connections

- A** = 95964 – 25 mm (1") Hose Bib Fitting  
**B** = 95430 – 3 mm (1/8") Quick Disconnect Fitting  
**C** = 1/4" NPT female air supply connection  
**D** = 95816 – 6 mm (1/4") dia. Air Line  
**E** = Overhose

Model Number	Motor W	Motor RPM	Sound Level	Air Flow Rate	
10341/10351	179 W (.24 hp)	10,000 RPM	76 dB(A)	2 CFM / 16 SCFM (453 LPM)	
Air Inlet Thread	Pad Diameter	Air Pressure	Weight	Length	Height
1/4" NPT	89 mm (3-1/2")	6.2 Bar (90 PSIG)	1.0 kg (2.1 lb.)	152 mm (6")	95 mm (3-3/4")

Model Number	Motor W	Motor RPM	Sound Level	Air Flow Rate	
10343/10353	179 W (.24 hp)	10,000 RPM	77 dB(A)	2 CFM / 16 SCFM (453 LPM)	
Air Inlet Thread	Pad Diameter	Air Pressure	Weight	Length	Height
1/4" NPT	125 mm (5")	6.2 Bar (90 PSIG)	1.0 kg (2.1 lb.)	165 mm (6-1/2")	92 mm (3-5/8")

Model Number	Motor W	Motor RPM	Sound Level	Air Flow Rate	
10344/10354	179 W (.24 hp)	10,000 RPM	74 dB(A)	2 CFM / 16 SCFM (453 LPM)	
Air Inlet Thread	Pad Diameter	Air Pressure	Weight	Length	Height
1/4" NPT	152 mm (6")	6.2 Bar (90 PSIG)	1.0 kg (2.2 lb.)	178 mm (7")	89 mm (3-1/2")

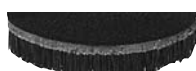
# DYNORBITAL® SUPREME SCRUBBER

## Model 10350

- Excellent tool for detail shops. Use with shampoo or cleaner to power out dirt and stains.
- Random orbital 10,000 RPM action allows brush bristles to loosen trapped dirt particles. Adjustable speed control.
- Helps to restore matted carpet fibers. Rejuvenate worn and dirty interiors.
- Random orbital "agitation" action makes the difference in deep cleaning carpets, floor mats, seats (cloth, leather, vinyl), trunk areas, tires and convertible tops.
- Tool includes 54309 Brush Holder, 90840 Short-Nap 89 mm (3-1/2") Cleaning Brush (13 mm [1/2"] thick) and 90841 Long-Nap 89 mm (3-1/2") Cleaning Brush (22 mm [7/8"] thick).



54309  
Brush Holder

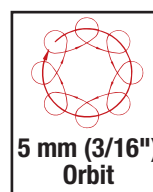


90840  
Short-Nap Brush



90841  
Long-Nap Brush

Model Number	Motor W	Motor RPM	Sound Level	Air Flow Rate	
10350	179 W (.24 hp)	10,000 RPM	77 dB(A)	2 CFM / 16 SCFM (453 LPM)	
Air Inlet Thread	Hose Size	Air Pressure	Weight	Length	Height
1/4" NPT	10 mm (3/8")	6.2 Bar (90 PSIG)	0.5 kg (1.0 lb.)	136 mm (5-3/8")	89 mm (3-1/2")



# DYNAFINE® DETAIL SANDER

- Amazingly smooth and very quiet. Lightweight... only 725 g (1.6 lb.)!
- Uses reattachable and PSA mounted, coated non-woven nylon and sponge abrasives.
- 15,000 RPM rear exhaust air motor. Features 0.8 mm (1/32") dia. orbital action for a superior finish.
- Insulated composite handle is offset for operator comfort and may be adjusted for left or right-handed users.
- Non-marring composite Dynaswivel® flow-control speed regulator is included.
- **Many versatile applications:**
  - Composite bumper repair; bevel edges of cut-outs; restoration work.
  - Grooves, contours, window sills, doorjambs, spoilers and more!



## 10810 Versatility Kit

- Includes tool with hook-face and PSA pads and an assortment of coated hook-face, non-woven nylon and sponge abrasives.

## Model 10800

- Includes triangular and tear-drop hook-face pads.

Model Number	Motor W	Motor RPM	Sound Level	Air Flow Rate	
10800	89 W (.15 hp)	13,000 RPM	65 dB(A)	3 CFM / 20 SCFM (566 LPM)	
Air Inlet Thread	Hose Size	Air Pressure	Weight	Length	Height
1/4" NPT	6 mm (1/4")	6.2 Bar (90 PSIG)	0.7 kg (1.5 lb.)	298 mm (11-5/8")	102 mm (4")



# ACCESSORIES

## Random Orbital Back-Up Pads

For use with DynaLocke® Sander, Two-Hand Dynorbital® Sanders, Random Orbital Sanders



### Vacuum



Part Number	Diameter	Thickness	Holes	Attachment	Nap	Density	Max RPM	Thread
56321	152 mm (6")	10 mm (3/8")	52	Hook-Face	Short	Medium	13,000 RPM	Male 5/16"-24
56320	127 mm (5")	10 mm (3/8")	44	Hook-Face	Short	Medium	13,000 RPM	Male 5/16"-24
22602	152 mm (6")	10 mm (3/8")	21	Hook-Face	Short	Soft	13,000 RPM	Male 5/16"-24
22603	152 mm (6")	10 mm (3/8")	21	Hook-Face	Short	Medium	13,000 RPM	Male 5/16"-24
54331	152 mm (6")	16 mm (5/8")	15	Hook-Face	Short	Medium	13,000 RPM	Male 5/16"-24
56297	152 mm (6")	10 mm (3/8")	15	Hook-Face	Short	Medium	13,000 RPM	Male 5/16"-24
53997	279 mm (11")	13 mm (1/2")	15	Hook-Face	Short	Medium	13,000 RPM	Male 5/16"-24
22303	76 mm (3")	13 mm (1/2")	6	Hook-Face	Short	Medium	15,000 RPM	Male 5/16"-24
56142	76 mm (3")	13 mm (1/2")	6	Hook-Face	Short	Medium	13,000 RPM	Female 5/16"-24
56240	127 mm (5")	10 mm (3/8")	6	Hook-Face	Short	Medium	13,000 RPM	Male 5/16"-24
50610*	152 mm (6")	13 mm (1/2")	6	Hook-Face	Long	Medium	12,000 RPM	Male 5/16"-24
54328	152 mm (6")	10 mm (3/8")	6	Hook-Face	Short	Medium	13,000 RPM	Male 5/16"-24
56156	152 mm (6")	10 mm (3/8")	6	Hook-Face	Short	Soft	13,000 RPM	Male 5/16"-24
56183	152 mm (6")	16 mm (5/8")	6	Hook-Face	Short	Medium	13,000 RPM	Male 5/16"-24
56198	152 mm (6")	16 mm (5/8")	6	Hook-Face	Short	Soft	13,000 RPM	Male 5/16"-24
54324	152 mm (6")	16 mm (5/8")	6	Hook-Face	Short	Medium	13,000 RPM	M8 Thread
56313	152 mm (6")	10 mm (3/8")	6	Loop-Face	—	Medium	13,000 RPM	Male 5/16"-24
50607*	127 mm (5")	13 mm (1/2")	5	Hook-Face	Long	Medium	12,000 RPM	Male 5/16"-24
54326	127 mm (5")	10 mm (3/8")	5	Hook-Face	Short	Medium	13,000 RPM	Male 5/16"-24
56155	127 mm (5")	10 mm (3/8")	5	Hook-Face	Short	Soft	13,000 RPM	Male 5/16"-24
56181	127 mm (5")	16 mm (5/8")	5	Hook-Face	Short	Medium	13,000 RPM	Male 5/16"-24
56196	127 mm (5")	16 mm (5/8")	5	Hook-Face	Short	Soft	13,000 RPM	Male 5/16"-24
56272	127 mm (5")	14 mm (9/16")	5	Hook-Face	Short	Soft	13,000 RPM	Male 5/16"-24
56311	127 mm (5")	10 mm (3/8")	5	Loop-Face	—	Medium	13,000 RPM	Male 5/16"-24
57799**	127 mm (5")	16 mm (5/8")	5	Hook-Face	Short	Soft	13,000 RPM	Female 5/16"-24

\*Rubber Pad

\*\*10 mm (3/8") Radius Edge

### Channel

Part Number	Diameter	Thickness	Holes	Attachment	Nap	Density	Max RPM	Thread
56260	152 mm (6")	10 mm (3/8")	6	Hook-Face	Short	Medium	13,000 RPM	Male 5/16"-24
56263	152 mm (6")	10 mm (3/8")	6	Hook-Face	Short	Soft	13,000 RPM	Male 5/16"-24
56265	152 mm (6")	16 mm (5/8")	6	Hook-Face	Short	Medium	13,000 RPM	Male 5/16"-24
56267	152 mm (6")	16 mm (5/8")	6	Hook-Face	Short	Soft	13,000 RPM	Male 5/16"-24
56250	127 mm (5")	10 mm (3/8")	5	Hook-Face	Short	Medium	13,000 RPM	Male 5/16"-24
56253	127 mm (5")	10 mm (3/8")	5	Hook-Face	Short	Soft	13,000 RPM	Male 5/16"-24
56255	127 mm (5")	16 mm (5/8")	5	Hook-Face	Short	Medium	13,000 RPM	Male 5/16"-24
56257	127 mm (5")	16 mm (5/8")	5	Hook-Face	Short	Soft	13,000 RPM	Male 5/16"-24





## Random Orbital Back-Up Pads

For use with DynaLocke® Sander, Two-Hand Dynorbital® Sanders, Random Orbital Sanders



### Non-Vacuum

Part Number	Diameter	Thickness	Holes	Attachment	Nap	Density	Max RPM	Thread
56087	76 mm (3")	16 mm (5/8")	0	Hook-Face	Short	Medium	13,000 RPM	Male 5/16"-24
56090	76 mm (3")	16 mm (5/8")	0	Hook-Face	Long	Medium	13,000 RPM	Male 5/16"-24
54311	89 mm (3-1/2")	16 mm (5/8")	0	Hook-Face	Short	Soft	13,000 RPM	Male 5/16"-24
54313	89 mm (3-1/2")	16 mm (5/8")	0	Hook-Face	Short	Hard	13,000 RPM	Male 5/16"-24
54314	89 mm (3-1/2")	16 mm (5/8")	0	Hook-Face	Long	Medium	13,000 RPM	Male 5/16"-24
57796**	89 mm (3-1/2")	16 mm (5/8")	0	Hook-Face	Short	Soft	13,000 RPM	Female 5/16"-24
50605*	127 mm (5")	13 mm (1/2")	0	Hook-Face	Long	Medium	12,000 RPM	Male 5/16"-24
54325	127 mm (5")	10 mm (3/8")	0	Hook-Face	Short	Medium	13,000 RPM	Male 5/16"-24
56157	127 mm (5")	10 mm (3/8")	0	Hook-Face	Short	Soft	13,000 RPM	Male 5/16"-24
56180	127 mm (5")	16 mm (5/8")	0	Hook-Face	Short	Medium	13,000 RPM	Male 5/16"-24
56195	127 mm (5")	16 mm (5/8")	0	Hook-Face	Short	Soft	13,000 RPM	Male 5/16"-24
56271	127 mm (5")	13 mm (1/2")	0	Hook-Face	Short	Soft	13,000 RPM	Male 5/16"-24
56310	127 mm (5")	10 mm (3/8")	0	Loop-Face	—	Medium	13,000 RPM	Male 5/16"-24
57792**	127 mm (5")	16 mm (5/8")	0	Hook-Face	Medium	Soft	13,000 RPM	Female 5/16"-24
57795**	127 mm (5")	16 mm (5/8")	0	Hook-Face	Short	Soft	13,000 RPM	Female 5/16"-24
50606*	152 mm (6")	13 mm (1/2")	0	Hook-Face	Long	Medium	12,000 RPM	Male 5/16"-24
54327	152 mm (6")	10 mm (3/8")	0	Hook-Face	Short	Medium	13,000 RPM	Male 5/16"-24
56158	152 mm (6")	10 mm (3/8")	0	Hook-Face	Short	Soft	13,000 RPM	Male 5/16"-24
56182	152 mm (6")	16 mm (5/8")	0	Hook-Face	Short	Medium	13,000 RPM	Male 5/16"-24
56197	152 mm (6")	16 mm (5/8")	0	Hook-Face	Short	Soft	13,000 RPM	Male 5/16"-24
56312	152 mm (6")	10 mm (3/8")	0	Loop-Face	—	Medium	13,000 RPM	Male 5/16"-24
56236	203 mm (8")	10 mm (3/8")	3	Hook-Face	Short	Medium	10,000 RPM	Mounts with 5 screws

\*Rubber Pad

\*\*10 mm (3/8") Radius Edge

## Gear-Driven Back-Up Pads

For use with Two-Hand Gear-Driven Sanders



### Vacuum

Part Number	Diameter	Thickness	Holes	Attachment	Nap	Density	Max RPM	Screws
56322	203 mm (8")	10 mm (3/8")	48	Hook-Face	Short	Medium	13,000 RPM	5
57388	152 mm (6")	10 mm (3/8")	8	Hook-Face	Short	Medium	10,000 RPM	6
54333*	203 mm (8")	13 mm (1/2")	8	Hook-Face	Long	Medium	1,500 RPM	0
56237	203 mm (8")	13 mm (1/2")	8	Hook-Face	Short	Medium	10,000 RPM	5
57765	152 mm (6")	10 mm (3/8")	6	Hook-Face	Short	Medium	12,000 RPM	5
57775	152 mm (6")	10 mm (3/8")	6	Hook-Face	Short	Medium	12,000 RPM	4

\*Rubber Pad



# ACCESSORIES

## Gear-Driven Back-Up Pads

*For use with Two-Hand Gear-Driven Sanders*



### Channel

Part Number	Diameter	Thickness	Holes	Attachment	Nap	Density	Max RPM	Screws
57774	152 mm (6")	10 mm (3/8")	8	Hook-Face	Short	Medium	12,000 RPM	4
57766	152 mm (6")	10 mm (3/8")	8	Hook-Face	Short	Medium	12,000 RPM	5

### Non-Vacuum

Part Number	Diameter	Thickness	Holes	Attachment	Nap	Density	Max RPM	Screws
57386	127 mm (5")	10 mm (3/8")	0	Hook-Face	Short	Medium	10,000 RPM	6
57760	127 mm (5")	10 mm (3/8")	0	Hook-Face	Short	Medium	12,000 RPM	5
57770	127 mm (5")	10 mm (3/8")	0	Hook-Face	Short	Medium	12,000 RPM	4
57387	152 mm (6")	10 mm (3/8")	0	Hook-Face	Short	Medium	10,000 RPM	6
57764	152 mm (6")	10 mm (3/8")	0	Hook-Face	Short	Medium	12,000 RPM	5
57773	152 mm (6")	10 mm (3/8")	0	Hook-Face	Short	Medium	12,000 RPM	4
50828**	152 mm (6")	32 mm (1-1/4")	0	Rubber-Face	—	Soft	3,200 RPM	5/8"-11 Female
50829**	203 mm (8")	32 mm (1-1/4")	0	Rubber-Face	—	Soft	3,200 RPM	5/8"-11 Female
54332*	203 mm (8")	13 mm (1/2")	0	Hook-Face	Long	Medium	1,500 RPM	5
54337**	203 mm (8")	25 mm (1")	0	Hook-Face	Short	Soft	1,500 RPM	5
56236	203 mm (8")	13 mm (1/2")	0	Hook-Face	Short	Medium	10,000 RPM	5

\*Rubber Pad

\*\*10 mm (3/8") Radius Edge

## Dynabug® II Back-Up Pads

*For use with Dynabug® II Sanders*



### Vacuum

Part Number	Dimension	Thickness	Holes	Attachment	Nap	Density	Screws
56324	70 x 197 mm (2-3/4" x 7-3/4")	10 mm (3/8")	8	Loop-Face	—	Medium	4
56326	70 x 197 mm (2-3/4" x 7-3/4")	10 mm (3/8")	8	Hook-Face	Short	Medium	4
56316	76 x 108 mm (3" x 4-1/4")	10 mm (3/8")	4	Hook-Face	Short	Medium	4
56319	83 x 127 mm (3-1/4" x 5")	10 mm (3/8")	8	Hook-Face	Short	Medium	4
56318	83 x 127 mm (3-1/4" x 5")	10 mm (3/8")	4+4	Hook-Face	Short	Medium	4

### Delta Shape

Part Number	Dimension	Thickness	Holes	Attachment	Nap	Density	Screws
56323	98 x 143 mm (4" x 5-3/4")	10 mm (3/8")	7	Hook-Face	Short	Medium	4
56325	98 x 143 mm (4" x 5-3/4")	10 mm (3/8")	7	Loop-Face	—	Medium	4

### Non-Vacuum

Part Number	Dimension	Thickness	Holes	Attachment	Nap	Density	Screws
56315	76 x 108 mm (3" x 4-1/4")	10 mm (3/8")	0	Hook-Face	Short	Medium	4
56343	76 x 108 mm (3" x 4-1/4")	10 mm (3/8")	0	Hook-Face	Long	Medium	4
56317	83 x 127 mm (3-1/4" x 5")	10 mm (3/8")	0	Hook-Face	Short	Medium	4
56331	108 x 114 mm (4-1/4" x 4-1/2")	10 mm (3/8")	0	Hook-Face	Short	Medium	4

## Dynabug® Back-Up Pads

For use with Dynabug® Sanders



### Vacuum

Part Number	Dimension	Thickness	Holes	Attachment	Nap	Density	Screws
57856	93 x 178 mm (3-2/3" x 7")	10 mm (3/8")	10	Hook-Face	Short	Medium	4



### Channel

Part Number	Dimension	Thickness	Holes	Attachment	Nap	Density	Screws
57871	93 x 178 mm (3-2/3" x 7")	10 mm (3/8")	10	Hook-Face	Short	Medium	4



### Non-Vacuum

Part Number	Dimension	Thickness	Holes	Attachment	Nap	Density	Screws
57851	93 x 178 mm (3-2/3" x 7")	10 mm (3/8")	0	Hook-Face	Short	Medium	4
57852	93 x 178 mm (3-2/3" x 7")	10 mm (3/8")	0	Hook-Face	Long	Medium	4



## Dynaline Back-Up Pads

For use with Dynaline Sanders



### Vacuum

Part Number	Dimension	Thickness	Holes	Attachment	Nap	Density	Screws
57856	93 x 178 mm (3-2/3" x 7")	10 mm (3/8")	10	Hook-Face	Short	Medium	2
57457	70 x 203 mm (2-3/4" x 8")	10 mm (3/8")	6	Hook-Face	Short	Medium	2
56324	70 x 197 mm (2-3/4" x 7-3/4")	10 mm (3/8")	8	Loop-Face	—	Medium	2



### Channel

Part Number	Dimension	Thickness	Holes	Attachment	Nap	Density	Screws
57871	93 x 178 mm (3-2/3" x 7")	10 mm (3/8")	10	Hook-Face	Short	Medium	4



### Non-Vacuum

Part Number	Dimension	Thickness	Holes	Attachment	Nap	Density	Screws
57456	70 x 203 mm (2-3/4" x 8")	10 mm (3/8")	0	Hook-Face	Short	Medium	2
57471	70 x 203 mm (2-3/4" x 8")	10 mm (3/8")	0	Hook-Face	Long	Medium	2
57851	93 x 178 mm (3-2/3" x 7")	10 mm (3/8")	0	Hook-Face	Short	Medium	2
57852	93 x 178 mm (3-2/3" x 7")	10 mm (3/8")	0	Hook-Face	Long	Medium	2



## File Board Sander Back-Up Pads

For use with File Board Sander



### Non-Vacuum

Part Number	Dimension	Thickness	Holes	Attachment	Nap	Density	Screws
57456	70 x 203 mm (2-3/4" x 8")	10 mm (3/8")	0	Hook-Face	Short	Medium	2
57471	70 x 203 mm (2-3/4" x 8")	10 mm (3/8")	0	Hook-Face	Long	Medium	2
57513	70 x 279 mm (2-3/4" x 11")	10 mm (3/8")	0	Hook-Face	Short	Medium	2
57514	70 x 279 mm (2-3/4" x 11")	10 mm (3/8")	0	Hook-Face	Long	Medium	2



# ACCESSORIES

## Dynabug® “Model T” Back-Up Pads

For use with Dynabug® “Model T” Sanders

### Round Shape

#### Vacuum



Part Number	Diameter	Thickness	Holes	Attachment	Nap	Density	Max RPM	Screws
58093	152 mm (6")	13 mm (1/2")	6	Hook-Face	Short	Medium	20,000 RPM	4
58086	127 mm (5")	13 mm (1/2")	5	Hook-Face	Short	Medium	20,000 RPM	4

#### Non-Vacuum

Part Number	Diameter	Thickness	Holes	Attachment	Nap	Density	Max RPM	Screws
56247	127 mm (5")	16 mm (5/8")	0	Hook-Face	Short	Soft	20,000 RPM	4
56246	127 mm (5")	16 mm (5/8")	0	Vinyl-Face	–	Soft	20,000 RPM	4
56248	127 mm (5")	10 mm (3/8")	0	Hook-Face	Short	Medium	20,000 RPM	4
56249	127 mm (5")	10 mm (3/8")	0	Vinyl-Face	–	Medium	20,000 RPM	4
56268	152 mm (6")	10 mm (3/8")	0	Hook-Face	Short	Medium	20,000 RPM	4
56269	152 mm (6")	10 mm (3/8")	0	Vinyl-Face	–	Medium	20,000 RPM	4
56288	152 mm (6")	16 mm (5/8")	0	Hook-Face	Short	Soft	20,000 RPM	5
56287	152 mm (6")	16 mm (5/8")	0	Vinyl-Face	–	Soft	20,000 RPM	4

### Rectangular Shape

#### Vacuum



Part Number	Dimension	Thickness	Holes	Attachment	Nap	Density	Max RPM	Screws
56285	108 x 114 mm (4-1/4" x 4-1/2")	5 mm (3/16")	6	Hook-Face	Short	Medium	20,000 RPM	4
56286	108 x 114 mm (4-1/4" x 4-1/2")	6 mm (1/4")	6	Vinyl-Face	–	Medium	20,000 RPM	4
56292	108 x 114 mm (4-1/4" x 4-1/2")	10 mm (3/8")	6	Hook-Face	Short	Medium	20,000 RPM	4
56291	108 x 114 mm (4-1/4" x 4-1/2")	10 mm (3/8")	6	Vinyl-Face	–	Medium	20,000 RPM	4
56293	108 x 114 mm (4-1/4" x 4-1/2")	16 mm (5/8")	6	Vinyl-Face	–	Soft	20,000 RPM	4
56294	108 x 114 mm (4-1/4" x 4-1/2")	16 mm (5/8")	6	Hook-Face	Short	Soft	20,000 RPM	4

#### Non-Vacuum

Part Number	Dimension	Thickness	Holes	Attachment	Nap	Density	Max RPM	Screws
56244	108 x 114 mm (4-1/4" x 4-1/2")	10 mm (3/8")	0	Vinyl-Face	–	Medium	20,000 RPM	4
56245	108 x 114 mm (4-1/4" x 4-1/2")	16 mm (5/8")	0	Vinyl-Face	–	Soft	20,000 RPM	4
57996	108 x 114 mm (4-1/4" x 4-1/2")	16 mm (5/8")	0	Hook-Face	Short	Soft	20,000 RPM	4
57998	108 x 114 mm (4-1/4" x 4-1/2")	10 mm (3/8")	0	Hook-Face	Short	Medium	20,000 RPM	4
57999	102 x 110 mm (4" x 4-5/16")	6 mm (1/4")	0	Vinyl-Face	–	Medium	20,000 RPM	clips



## Dynafine® Back-Up Pads

For use with Dynafine® Detail Sander



### Round Shape

#### Vacuum

Part Number	Diameter	Thickness	Holes	Attachment	Nap	Density	Screws
58044	76 mm (3")	10 mm (3/8")	6	Vinyl-Face	–	Soft	2
58047	76 mm (3")	10 mm (3/8")	6	Hook-Face	Short	Soft	2



#### Non-Vacuum

Part Number	Diameter	Thickness	Holes	Attachment	Nap	Density	Screws
58025	51 mm (2")	10 mm (3/8")	0	Loop-Face	–	Medium	2
58026	76 mm (3")	10 mm (3/8")	0	Loop-Face	–	Medium	2

### Triangular Shape

#### Non-Vacuum

Part Number	Dimension	Thickness	Holes	Attachment	Nap	Density	Screws
57951	73 x 79 mm (2-7/8" x 3-1/8")	10 mm (3/8")	0	Hook-Face	Short	Medium	2
57955	73 x 79 mm (2-7/8" x 3-1/8")	10 mm (3/8")	0	Hook-Face	Long	Medium	2



### Tear Drop Shape

#### Non-Vacuum

Part Number	Dimension	Thickness	Holes	Attachment	Nap	Density	Screws
57953	95 x 60 mm (3-3/4" x 2-3/8")	10 mm (3/8")	0	Hook-Face	Short	Medium	2
57954	95 x 60 mm (3-3/4" x 2-3/8")	10 mm (3/8")	0	Hook-Face	Long	Medium	3



## Wet Dynabug® “Model T” Back-Up Pads

For use with Wet Dynabug® “Model T” Sanders



#### Vacuum

Part Number	Diameter	Thickness	Holes	Attachment	Nap	Density	Max RPM	Screws
58086	127 mm (5")	13 mm (1/2")	5	Hook-Face	Short	Medium	20,000 RPM	4
58093	152 mm (6")	13 mm (1/2")	6	Hook-Face	Short	Medium	20,000 RPM	4




## Wet Dynorbital® Supreme Back-Up Pads

For use with Wet Dynorbital® Supreme Sanders



#### Non-Vacuum

Part Number	Diameter	Thickness	Holes	Attachment	Nap	Density	Max RPM	Thread
54313	89 mm (3-1/2")	16 mm (5/8")	0	Hook-Face	Short	Hard	13,000 RPM	Male 5/16"-24
54325	127 mm (5")	10 mm (3/8")	0	Hook-Face	Short	Medium	13,000 RPM	Male 5/16"-24
54327	152 mm (6")	10 mm (3/8")	0	Hook-Face	Short	Medium	13,000 RPM	Male 5/16"-24



# ACCESSORIES

## Wet Dynafine® Back-Up Pads

For use with Wet Dynafine® Detail Sander



### Non-Vacuum



Part Number	Diameter	Thickness	Holes	Shape	Attachment	Nap	Density	Screws
58025	51 mm (2")	10 mm (3/8")	0	Round	Loop-Face	—	Medium	2
58031	51 mm (2")	10 mm (3/8")	0	Round	Hook-Face	Short	Medium	2
58026	76 mm (3")	10 mm (3/8")	0	Round	Loop-Face	—	Medium	2
58033	76 mm (3")	10 mm (3/8")	0	Round	Hook-Face	Short	Medium	2

## Optional Portable Wet Tank

### Part No. 96575

- Two gallon capacity. Makes wet sanders self-sufficient.
- Hand pump manually pressurizes container (50 PSI max.).
- The "quick disconnect" connection provides easy hook-up and quick release of tool.

**IMPORTANT:** Must order Part No. 95430 Quick-Disconnect Fitting for wet tank connection. Order separately.



## Optional Faucet/Garden Hose Connection

### Part No. 95430

- Quick Disconnect Fitting

### Part No. 95964

- 25 mm (1") Hose Bib Fitting



## Random Orbital Sander Interface Pads

For use with DynaLocke® Sander, Two-Hand Dynorbital® Sanders, Random Orbital Sanders



### Vacuum & Non-Vacuum



Part Number	Diameter	Holes	Shape
53965	152 mm (6")	21	Round
53982	203 mm (8")	8+1	Round
53980	152 mm (6")	6+1	Round
53978	127 mm (5")	5+1	Round
22304	76 mm (3")	6	Round
53974	76 mm (3")	0	Round
53976	89 mm (3-1/2")	0	Round
56247	127 mm (5")	0	Round

## Dynafine® Interface Pads

For use with Dynafine® Detail Sander



### Non-Vacuum

Part Number	Dimension	Holes	Shape
53972	73 x 79 mm (2-7/8" x 3-1/8")	0	Triangular
53970	95 x 60 mm (3-3/4" x 2-3/8")	0	Tear Drop

## Vinyl-To-Hook Dynafine® Conversion Pads

For use with Dynafine® Detail Sander



### Non-Vacuum

Part Number	Dimension	Holes	Shape
53973	73 x 79 mm (2-7/8" x 3-1/8")	0	Triangular
53971	95 x 60 mm (3-3/4" x 2-3/8")	0	Tear Drop

## Vinyl-To-Hook ROS Conversion Pads

For use with DynaLocke® Sander, Two-Hand Dynorbital® Sanders, Random Orbital Sanders



### Vacuum & Non-Vacuum

Part Number	Diameter	Holes
53981	152 mm (6")	6+1
53979	127 mm (5")	5+1
53975	76 mm (3")	0
53977	89 mm (3-1/2")	0



## Hook-To-Vinyl ROS Conversion Pads

For use with DynaLocke® Sander, Two-Hand Dynorbital® Sanders, Random Orbital Sanders



### Vacuum







Part Number	Diameter	Holes
53993	152 mm (6")	6+1
53992	127 mm (5")	5+1



# ACCESSORIES

## Hose Connections Cross-Reference Table





























All Measurements are Inner Diameter (I.D.)

	Tool Models						CONNECTION POINT	Hose Cuff
	 All Central Vac ROS and Dynabug®	 All Central Vac ROS with 96573 Swivel Cuff	 All Self-Generated ROS	 All Self-Generated Two-Hand ROS	 All Central Vac Two-Hand Tools 127-152 mm (5"-6")	 All Central Vac Two-Hand Tools 203 mm (8")		Conductive Hose Cuff Available
DYNABRADE TOOL	✓	-	-	-	-	-		-
	-	✓	-	✓	-	-		-
	✓	-	-	-	✓	-		-
	✓	-	✓	-	✓	-		✓
	-	✓	-	✓	-	✓		✓
	✓	-	-	-	✓	-		✓
	-	-	-	-	-	-		✓
	-	✓	-	✓	-	-		✓
	-	✓	-	✓	-	-		✓
	✓	-	-	-	-	-		✓
	-	✓	-	✓	-	-		✓
	✓	-	✓	-	✓	-		✓
	-	-	-	-	-	✓		-
	-	-	-	-	-	-		-
	-	✓	-	✓	-	-		-
	✓	-	✓	-	✓	-		-
	-	-	-	-	-	-		-



## Hose Connections Cross-Reference Table

All Measurements are Inner Diameter (I.D.)

C O N N E C T I O N  P O I N T	Cuff Connecting to Tool		C O N N E C T I O N  P O I N T	Hose Type	C O N N E C T I O N  P O I N T	Cuff to Vac	C O N N E C T I O N  P O I N T	 64686	 61292, 61293, 61294, 61296, 61297
	I.D. of Hose Cuff Connecting to Tool	Hose Cuff Available		Hose Type Available		Hose Type to Vacuum System			
	19 mm (3/4")	 95601		95729  19 mm (3/4")		—			
	32 mm (1-1/4")	 54208		95395  25 mm (1")		 54208			
	25 mm (1")	 54208 + 95895		72748  28 mm (1-1/8")		 72747			
	25 mm (1")	 95396/25-42		94891  32 mm (1-1/4")		 95800			
	32 mm (1-1/4")	 72747							
	25 mm (1")	 72747 + 95895							
	53 mm (2")	 64616							
	32 mm (1-1/4")	 72620							
	32 mm (1-1/4")	 95800							
	25 mm (1")	 95894 (95800+95895)							
	32 mm (1-1/4")	 96004							
	25 mm (1")	 96006 (96004+95895)							
	50 mm (2")	 96580							
	36 mm (1.4")	 96414							
	32 mm (1-1/4")	 96102		95847  38 mm (1-1/2")		 96102			
	25 mm (1")	 96103							
50 mm (2")	 97051								



64686




61292, 61293,  
61294, 61296,  
61297

# CONSUMABLES

## Aluminum Oxide Sanding Discs - Paper Backing

For use with DynaLocke® Sander, Two-Hand Dynorbital® Sanders, Random Orbital Sanders



Product Name	Part Number	Diameter	Grit	Attachment	Holes	Qty/Box
DV 122	72804	150 mm (6")	60	Hook-Face	21	50
	72805	150 mm (6")	80	Hook-Face	21	50
	72806	150 mm (6")	100	Hook-Face	21	50
	72807	150 mm (6")	120	Hook-Face	21	50
	72808	150 mm (6")	150	Hook-Face	21	100
	72809	150 mm (6")	180	Hook-Face	21	100
	72810	150 mm (6")	220	Hook-Face	21	100
	72811	150 mm (6")	240	Hook-Face	21	100
	72812	150 mm (6")	280	Hook-Face	21	100
	72813	150 mm (6")	320	Hook-Face	21	100
	72814	150 mm (6")	360	Hook-Face	21	100
	72815	150 mm (6")	400	Hook-Face	21	100
	72816	150 mm (6")	500	Hook-Face	21	100
	72817	150 mm (6")	600	Hook-Face	21	100
	72818	150 mm (6")	800	Hook-Face	21	100
	72802	150 mm (6")	40	Hook-Face	15	50
DV 122	73004	150 mm (6")	60	Hook-Face	6 + 1	50
	73005	150 mm (6")	80	Hook-Face	6 + 1	50
	73007	150 mm (6")	120	Hook-Face	6 + 1	50
	73008	150 mm (6")	150	Hook-Face	6 + 1	100
	73009	150 mm (6")	180	Hook-Face	6 + 1	100
	73010	150 mm (6")	220	Hook-Face	6 + 1	100
	73003	150 mm (6")	320	Hook-Face	6 + 1	100
DV 122	73705	75 mm (3")	80	Hook-Face	6	50
	73707	75 mm (3")	120	Hook-Face	6	50
	73709	75 mm (3")	180	Hook-Face	6	100
	73711	75 mm (3")	240	Hook-Face	6	100
	73713	75 mm (3")	320	Hook-Face	6	100
	73715	75 mm (3")	400	Hook-Face	6	100
DV 122	72902	150 mm (6")	40	Hook-Face	0	50
	72904	150 mm (6")	60	Hook-Face	0	50
	72905	150 mm (6")	80	Hook-Face	0	50
	72906	150 mm (6")	100	Hook-Face	0	50
	72907	150 mm (6")	120	Hook-Face	0	100
	72908	150 mm (6")	150	Hook-Face	0	50
	72909	150 mm (6")	180	Hook-Face	0	100
	72910	150 mm (6")	220	Hook-Face	0	100
	72911	150 mm (6")	240	Hook-Face	0	100
	72912	150 mm (6")	280	Hook-Face	0	100
	72913	150 mm (6")	320	Hook-Face	0	100
	72915	150 mm (6")	400	Hook-Face	0	100
	72916	150 mm (6")	500	Hook-Face	0	100
	72917	150 mm (6")	600	Hook-Face	0	100
	72918	150 mm (6")	800	Hook-Face	0	100

## Aluminum Oxide Soft Sanding Discs - Foam Backing

For use with Random Orbital Sanders, Wet Dynorbital® Sander, Wet Dynabug® "Model T" Sander



Product Name	Part Number	Diameter	Grit	Attachment	Holes	Qty/Box
DM 555*	72925	80 mm (3")	800	Hook-Face	0	20
	72926	80 mm (3")	1000	Hook-Face	0	20
	72927	80 mm (3")	1500	Hook-Face	0	20
	72928	80 mm (3")	2000	Hook-Face	0	20
	72929	80 mm (3")	3000	Hook-Face	0	20
	72935	150 mm (6")	800	Hook-Face	0	10
	72936	150 mm (6")	1000	Hook-Face	0	10
	72937	150 mm (6")	1500	Hook-Face	0	10
	72938	150 mm (6")	2000	Hook-Face	0	10
	72939	150 mm (6")	3000	Hook-Face	0	10



\*Foam-backed

## Aluminum Oxide Sanding Discs - Film Backing

For use with DynaLocke® Sander, Two-Hand Dynorbital® Sanders, Random Orbital Sanders



Product Name	Part Number	Diameter	Grit	Attachment	Holes	Qty/Box
DG 922	73113	75 mm (3")	280	Hook-Face	6	100
	73114	75 mm (3")	320	Hook-Face	6	100
	73115	75 mm (3")	400	Hook-Face	6	100
	73116	75 mm (3")	500	Hook-Face	6	100
	73117	75 mm (3")	600	Hook-Face	6	100

DG 922	73122	150 mm (6")	80	Hook-Face	15	100
	73123	150 mm (6")	100	Hook-Face	15	100
	73124	150 mm (6")	120	Hook-Face	15	100
	73125	150 mm (6")	150	Hook-Face	15	100
	73126	150 mm (6")	180	Hook-Face	15	100
	73127	150 mm (6")	220	Hook-Face	15	100
	73128	150 mm (6")	240	Hook-Face	15	100
	73129	150 mm (6")	280	Hook-Face	15	100
	73130	150 mm (6")	320	Hook-Face	15	100
	73131	150 mm (6")	360	Hook-Face	15	100
	73132	150 mm (6")	400	Hook-Face	15	100
	73133	150 mm (6")	500	Hook-Face	15	100
	73134	150 mm (6")	600	Hook-Face	15	100
	73135	150 mm (6")	800	Hook-Face	15	100
	73136	150 mm (6")	1000	Hook-Face	15	100
	73137	150 mm (6")	1200	Hook-Face	15	100
	73138	150 mm (6")	1500	Hook-Face	15	100
	73139	150 mm (6")	2000	Hook-Face	15	100



# CONSUMABLES

## Aluminum Oxide Surface Conditioning Discs – Non-Woven

*For use with DynaLocke® Sander, Two-Hand Dynorbital® Sanders, Random Orbital Sanders*



Product Name	Part Number	Diameter	Grit	Attachment	Holes	Qty/Box
DS 323V	72950	115 mm (4-1/2")	ACRS	Hook-Face	0	10
	72951	115 mm (4-1/2")	AMED	Hook-Face	0	10
	72952	115 mm (4-1/2")	AVFN	Hook-Face	0	10

## Silicon Carbide Denibbing Discs

*For Right Angle Mini-Orbital Sander & 32 mm Hand Sanding Pads*



Product Name	Part Number	Diameter	Grit	Attachment	Holes	Qty/Box
Self-Adhesive Paper Discs	73370	32 mm (1-1/4")	3000	Vinyl-Face	0	10
Self-Adhesive Film Discs	72634	32 mm (1-1/4")	3000	Vinyl-Face	0	10

## Aluminum Oxide Sanding Sheets - Paper Backing

*For use with Dynabug® II*



Product Name	Part Number	Diameter	Grit	Attachment	Holes	Qty/Box
DV 122	73205	70 x 198 mm (2-3/4" x 7-3/4")	80	Hook-Face	8	50
	73207	70 x 198 mm (2-3/4" x 7-3/4")	120	Hook-Face	8	50
	73211	70 x 198 mm (2-3/4" x 7-3/4")	240	Hook-Face	8	100
	73215	70 x 198 mm (2-3/4" x 7-3/4")	400	Hook-Face	8	100



Product Name	Part Number	Diameter	Grit	Attachment	Holes	Qty/Box
DV 122	73105	80 x 130 mm (3-1/8" x 5-1/8")	80	Hook-Face	4 + 4	50
	73107	80 x 130 mm (3-1/8" x 5-1/8")	120	Hook-Face	4 + 4	50
	73109	80 x 130 mm (3-1/8" x 5-1/8")	180	Hook-Face	4 + 4	100
	73111	80 x 130 mm (3-1/8" x 5-1/8")	240	Hook-Face	4 + 4	100
	73112	80 x 130 mm (3-1/8" x 5-1/8")	320	Hook-Face	4 + 4	100



Product Name	Part Number	Diameter	Grit	Attachment	Holes	Qty/Box
DV 122	73405	100 x 150 mm (4" x 6")	80	Hook-Face	7	50
	73407	100 x 150 mm (4" x 6")	120	Hook-Face	7	50
	73409	100 x 150 mm (4" x 6")	180	Hook-Face	7	100
	73411	100 x 150 mm (4" x 6")	240	Hook-Face	7	100
	73413	100 x 150 mm (4" x 6")	320	Hook-Face	7	100
	73415	100 x 150 mm (4" x 6")	400	Hook-Face	7	100



**For use with Dynafine®**





***Chapter 3***  
***Paint Finishing***

***Pages 46 - 63***

*[www.dynabrade.com](http://www.dynabrade.com)*

# LIGHTING UNIT RENEWAL KIT

## Model 22242

Exclusive concept for renewal of damaged and weathered lighting units.

- This purposely-designed kit enables the restoration of damaged lighting units and allows you to obtain a high shine finish on dull looking lights. This revolutionary kit provides you with all necessary products to make your lighting units appear as new.
- Contains a high scratch-resistant **Original Crystal Clear top coating** to protect the repaired lenses against daily influences like UV radiation, salt, sand, stone chipping, carwash scratches, etc.
- Efficient and durable solution, which matches the original luminosity.
- One tool to be used for both sanding and polishing operations, p/n 21020.
- This all-in-one concept comes with user manual and all necessary consumables.
- Includes 76 mm (3") Random Orbital Sander Model 21020 with backup pad p/n 56087, Interface pad, a selection of DG 922 Film Discs & DM 555 Foam Discs, Blue Pineapple Polishing Foams, DynaTeal Polishing compound, DynaLight Degreaser, Primer, Coating, Spray bottle for water, Temperature indicator Strips, Microfibre Wipes, Apron - all in a large 'Deluxe' Aluminium Case. (For more details, please refer to Refill Kits on pages 59-60.)



22242

## DYNORBITAL-SPIRIT®

## Model 21020

- 76 mm (3") diameter, Non-Vacuum, 5 mm (3/16") Orbit.
- The lightest tool on the market today!
- Ideal for achieving a swirl-free finish on paint and other surfaces.
- Incorporates the latest engineering and manufacturing technology to create the lightest sander on the market today. Non-vacuum model weighs just 0.64 kg (1.41 lb.).
- Innovative "V-Seal" bearing seal (patent pending) protects balancer shaft bearing from sanding residue for longer life.
- Unique "top hat" seal protects front motor bearing from sanding residue. Also holds in bearing lubrication while keeping out other contaminants.
- Includes p/n 56087 premium weight-mated, hook-face sanding pad.
- Optional vacuum conversion kits available to easily convert non-vacuum tool to self-generated vacuum tool for connection to a self-contained dust collection system. Can also be converted to connect to a standard central vacuum system.



21020

Model Number	Motor W	Motor RPM	Sound Level	Air Flow Rate	
21020	186 W (.25 hp)	12,000 RPM	75 dB(A)	2 CFM / 14 SCFM (396 LPM)	
Air Inlet Thread	Hose Size	Air Pressure	Weight	Length	Height
1/4" NPT	6 mm (1/4")	6.2 Bar (90 PSIG)	.64 kg (1.41 lb.)	152.4 mm (6")	89 mm (3-1/2")

# THE ORIGINAL "TWO-STEP" SYSTEM



## The Proven Method for Repairing Surface Defects on Paints and Clear Coats

- The Original 2-step system, designed by Dynabrade, is the proven method to repair small surface defects on paints & clear coats.
- The Dynabrade 2-step system contains a complete range of products which allows you to remove small defects like dust contamination and runners on painted surfaces.
- Main advantage: paint defects that are repaired in less than 20 seconds in most cases and with excellent end results.
- Kit comprises tools required for both steps, complete with maintenance accessories and consumables, all in a luxury aluminium case.

10207



## Step One: Sanding (also called Denibbing)

- A smooth and quick sanding application to remove small paint defects on paints and clear coats.
- Allows removal of defects in a very easy but effective sanding application.
- Recommended use of Right Angle Mini-Orbital Sander Model 10207.

10127



## Step Two: Polishing (also called Buffing)

- Allows you to polish the area sanded in Step 1 very quickly and without creating any hologram effects.
- Recommended use of either the 76 mm (3") Dynabuffer Model 10127 or the 127 mm (5") Dynabuffer Model 10745.
- Best results obtained using Dynabrade polishing foams and polishing compounds.

10745





# THE ORIGINAL "TWO-STEP" SYSTEM KITS

## 76 mm (3") Kits

### Model 72779 76 mm (3") Dynabuffer

- With DynaTeal Polish Compound.
- Includes 76 mm (3") Dynabuffer 10127 with backup pad 56145, 32 mm (1-1/4") Right Angle Mini-Orbital Sander 10207, 32 mm (1-1/4") Micro Abrasive Discs 72634, DynaTeal Polishing Compound 22010, 80 mm (3") Blue Polishing Foams 73101, 80 mm (3") Black D-Foams 72800, Dynabrade Microfibre Wipes 22050, Apron 22001 all in a large 'Deluxe' Aluminium Case.

72779



### Model 72730 76 mm (3") Dynabuffer

- With DynaOrange Polish Compound.
- Includes 76 mm (3") Dynabuffer 10127 with backup pad 56145, 32 mm (1-1/4") Right Angle Mini-Orbital Sander 10207, 32 mm (1-1/4") Micro Abrasive Discs 72634, DynaOrange Polishing Compound 22020, 80 mm (3") Blue Polishing Foams 73101, 80 mm (3") Black D-Foams 72800, Dynabrade Microfibre Wipes 22050, Apron 22001 all in a large 'Deluxe' Aluminium Case.

## 127 mm (5") Kits

### Model 72778 127 mm (5") Dynabuffer

- With DynaTeal Polish Compound.
- Includes 127 mm (5") Dynabuffer 10746 with backup pad 56320, 32 mm (1-1/4") Right Angle Mini-Orbital Sander 10207, 32 mm (1-1/4") Micro Abrasive Discs 72634, DynaTeal Polishing Compound 22010, 127 mm (5") Blue Polishing Foams 73201, 127 mm (5") Black Pineapple Foam 72901, Dynabrade Microfibre Wipes 22050, Apron 22001 all in a large 'Deluxe' Aluminium Case.

72778



### Model 72720 127 mm (5") Dynabuffer

- With DynaOrange Polish Compound.
- Includes 127 mm (5") Dynabuffer 10746 backup pad 56320, 32 mm (1-1/4") Right Angle Mini-Orbital Sander 10207, 32 mm (1-1/4") Micro Abrasive Discs 72634, DynaOrange Polishing Compound 22020, 127 mm (5") Blue Polishing Foam 73201, 127 mm (5") Black Pineapple Foams 72901, Dynabrade Microfibre Wipes 22050, Apron 22001 all in a large 'Deluxe' Aluminium Case.

Model Number	Motor W	Motor RPM	Sound Level	Air Flow Rate	
10207	298 W (.4 hp)	12,000 RPM	85 dB(A)	3 CFM / 20 SCFM (566 LPM)	
Air Inlet Thread	Hose Size	Air Pressure	Weight	Length	Height
1/4" NPT	6 mm (1/4")	6.2 Bar (90 PSIG)	.7 kg (1.6 lb.)	173 mm (6-7/8")	97 mm (3-7/8")

**Additional Specifications:** Orbit: 3 mm (1/8")

Model Number	Motor W	Motor RPM	Sound Level	Air Flow Rate	
10127	119 W (.16 hp)	10,000 RPM	74 dB(A)	3 CFM / 20 SCFM (566 LPM)	
Air Inlet Thread	Hose Size	Air Pressure	Weight	Length	Height
1/4" NPT	10 mm (3/8")	6.2 Bar (90 PSIG)	.9 kg (2 lb.)	210 mm (8-1/4")	80 mm (3-1/8")

**Additional Specifications:** Spindle Thread: 5/16"-24 Female Thread; Orbit: 14 mm (1/2")

Model Number	Motor W	Motor RPM	Sound Level	Air Flow Rate	
10746	157 W (.21 hp)	5,500 RPM	79 dB(A)	3 CFM / 20 SCFM (566 LPM)	
Air Inlet Thread	Hose Size	Air Pressure	Weight	Length	Height
1/4" NPT	10 mm (3/8")	6.2 Bar (90 PSIG)	1.2 kg (2.6 lb.)	277 mm (11")	125 mm (4-15/16")

**Additional Specifications:** Spindle Thread: 5/16"-24 Female Thread; Orbit: 14 mm (1/2")



# "TWO-STEP" SYSTEM

10207



## Right Angle Mini-Orbital Sander

**Model 10207 12,000 RPM**

- Designed for removing dust nibs and surface defects on paints and clear coats.
- Utilises a powerful 298 W (.4 hp) air motor for quick, efficient removal of dust nibs and defects. Tool is lightweight and easy to use.
- Includes 32 mm (1-1/4") dia. rubber sanding pad 54018. Also includes 95848 Gear Oil and 95541 Push-Type Gun. Mounted with 95745 – 1/4" Flow Control.
- 2.5 mm (1/8") orbital action minimizes swirl-marks. Tool can be used for both dry and wet applications (water from an outside source).

Model Number	Motor W	Motor RPM	Sound Level	Air Flow Rate	
10207	298 W (.4 hp)	12,000 RPM	85 dB(A)	3 CFM / 20 SCFM (566 LPM)	
Air Inlet Thread	Hose Size	Air Pressure	Weight	Length	Height
1/4" NPT	6 mm (1/4")	6.2 Bar (90 PSIG)	0.7 kg (1.5 lb.)	173 mm (6-7/8")	97 mm (3-7/8")

## Mini-Dynorbital® Silver Supreme Sander

- 32 mm (1-1/4") dia. random orbital sander is lightweight and has an Ergo-Grip housing for greater control.
- 5 mm (3/16") random orbital motion achieves ultra-smooth finish on coated surfaces, wood, composites and more.

**Model 69500 5,000 RPM**

- Includes 54018 pad, 1/4"-20 thread.

**Model 69504 7,500 RPM**

- Includes 54018 pad, 1/4"-20 thread.

**Model 69502 7,500 RPM**

- Includes 54037 locking-type pad.

69502



Model Number	Motor W	Motor RPM	Sound Level	Air Flow Rate	
69500	23 W (.03 hp)	5,000 RPM	70 dB(A)	5 SCFM (153 LPM)	
Spindle Thread	Hose Size	Air Pressure	Weight	Length	Height
1/4"-20 Male	6 mm (1/4")	6.2 Bar (90 PSIG)	0.6 kg (1.3 lb.)	152 mm (6")	84 mm (3-5/16")

Model Number	Motor W	Motor RPM	Sound Level	Air Flow Rate	
69502	60 W (.08 hp)	7,500 RPM	75 dB(A)	6 SCFM (170 LPM)	
Spindle Thread	Hose Size	Air Pressure	Weight	Length	Height
Locking	6 mm (1/4")	6.2 Bar (90 PSIG)	0.6 kg (1.3 lb.)	152 mm (6")	84 mm (3-5/16")

Model Number	Motor W	Motor RPM	Sound Level	Air Flow Rate	
69504	60 W (.08 hp)	7,500 RPM	75 dB(A)	6 SCFM (170 LPM)	
Spindle Thread	Hose Size	Air Pressure	Weight	Length	Height
1/4"-20 Male	6 mm (1/4")	6.2 Bar (90 PSIG)	0.6 kg (1.3 lb.)	152 mm (6")	84 mm (3-5/16")

10360



## Palm-Style Mini-Dynorbital® Sander

**Model 10360 5,000 RPM**

- 5 mm (3/16") random orbital motion achieves ultra-smooth finish on coated surfaces, wood, composites and more.
- Random orbital action provides ultra-smooth finishes.
- Includes 54034 Random Orbital Sanding Head; 32 mm (1-1/4") dia. medium density sanding pad 54018, 19 mm (3/4") dia., with sample micro-finishing film abrasive discs. 19 mm (3/4") dia. pads and discs are available.

Model Number	Motor W	Motor RPM	Sound Level	Air Flow Rate	
10360	373 W (.5 hp)	5,000 RPM	70 dB(A)	1 CFM / 6 SCFM (170 LPM)	
Spindle Thread	Hose Size	Air Pressure	Weight	Length	Height
1/4"-20 Male	6 mm (1/4")	6.2 Bar (90 PSIG)	0.8 kg (1.8 lb.)	127 mm (5")	92 mm (3-5/8")



# "TWO-STEP" SYSTEM

## Dynabuffers

- Features a 13 mm (1/2") diameter offset orbit; runs at 10,000 RPM free speed.
- Patented balancer compensates for vibration when running under load resulting in a smooth operating performance. (Patent 6,206,771).
- Rear exhaust muffler design reduces sound levels.

### Model 10127 76 mm (3") Dia., 10,000 RPM

- Throttle lever may be positioned for right or left hand operation.
- Optional 01462 Safety-Lock Lever available.
- Includes 97166 Hanger Bracket and 56145 Backup Pad.
- Optional 53163 Side Handle available.
- Runs at 7,000 RPM under load.



### Model 10745 127 mm (5") Dia., 10,000 RPM

- Strong, single-piece tool handle minimizes air leakage and reduces chance of breakage.
- Lightweight, thermal-insulated housing reduces cold air transmission to the operator; standard safety-lock lever.
- Includes 56592 Hanger Bracket and 56320 Hook-Face Backing Pad.
- Runs at 5,000 RPM under load.



### Model 10746 127 mm (5") Dia., 10,000 RPM, Front Exhaust

- Strong, single-piece tool handle minimizes air leakage and reduces chance of breakage.
- Lightweight, thermal-insulated housing reduces cold air transmission to the operator; standard safety-lock lever.
- Includes 56592 Hanger Bracket and 56320 Hook-Face Backing Pad.
- Runs at 5,000 RPM under load.



Model Number	Motor W	Motor RPM	Sound Level	Air Flow Rate	
10127	119 W (.15 hp)	10,000 RPM	74 dB(A)	3 CFM / 20 SCFM (566 LPM)	
Spindle Thread	Hose Size	Air Pressure	Weight	Length	Height
5/16"-24 Female	10 mm (3/8")	5.5 Bar (80 PSIG)	0.9 kg (2 lb.)	210 mm (8-1/4")	80 mm (3-1/8")

Model Number	Motor W	Motor RPM	Sound Level	Air Flow Rate	
10745	270 W (.36 hp)	10,000 RPM	79 dB(A)	3 CFM / 20 SCFM (566 LPM)	
Spindle Thread	Hose Size	Air Pressure	Weight	Length	Height
5/16"-24 Female	10 mm (3/8")	6.2 Bar (90 PSIG)	1.2 kg (2.6 lb.)	260 mm (10-1/4")	114 mm (4-1/2")

Model Number	Motor W	Motor RPM	Sound Level	Air Flow Rate	
10746	321 W (.4 hp)	10,000 RPM	80 dB(A)	2 CFM / 16 SCFM (453 LPM)	
Spindle Thread	Hose Size	Air Pressure	Weight	Length	Height
5/16"-24 Female	8 mm (1/4")	6.2 Bar (90 PSIG)	1.3 kg (2.8 lb.)	277 mm (11")	122 mm (4-3/4")

# ELECTRIC RIGHT ANGLE POLISHER KIT

51593



**Model 51593** *EU Plug*

**Model 51594** *UK Plug*

- Complete Kit allows excellent rotary and random orbital polishing and cleaning operations with one single tool
- Includes ergonomic and powerful electric polisher P/N 51590 or P/N 51591.
- Includes Patented Cut & Polishing Head Kit P/N 61385 (M14 x 2) for absolute hologram-free polishing and cleaning operations in one step using one polish compound.
- Comes with Side handle, Bow handle and Nose guard for the very best grip, 135 mm polishing foams, 180 mm polishing foam, Hook Face back-up pad, DynaTeal and DynaOrange polishing compounds, Microfibre Wipes and apron, all provided in a luxury aluminium case for protection and storage.

# ELECTRIC RIGHT ANGLE POLISHER

51590



## 152 mm (6") Diameter

**Model 51590** *EU Plug, 900-2,500 RPM*

**Model 51591** *UK Plug, 900-2,500 RPM*

- Powerful Electric Polisher, lightweight, low noise and vibration levels, variable speed, thermal overload protection.
- Lightweight tool that can be comfortably used in horizontal or vertical applications.
- Ergonomically designed for long work shifts.
- Tool includes variable speed trigger and electronic speed regulator. Regulator adjusts tool speed from 900 to 2,500 RPM and locks in constant speed while tool is in use.
- Quick and easy change of replacement brushes for reduced downtime.
- Tool spindle locks in place for efficient changing of pad or bonnet.
- Ideal for hologram-free polishing applications in combination with optional Cut & Polish Head Kit p/n 61385.
- Polisher comes standard with a 7 metre long power cord, nose cover and side handle.

Model Number	Motor W (hp)	Motor RPM	Voltage	Frequency
51590	1200 W (1.6)	900-2500 RPM	230V	50Hz
Plug Type	Spindle Thread	Weight	Length	Height
Europe	M14 x 2	2.1 kg (4.6 lb.)	390 mm (15.3")	100 mm (4")

Model Number	Motor W (hp)	Motor RPM	Voltage	Frequency
51591	1200 W (1.6)	900-2500 RPM	230V	50Hz
Plug Type	Spindle Thread	Weight	Length	Height
UK	M14 x 2	2.1 kg (4.6 lb.)	390 mm (15.3")	100 mm (4")



# RIGHT ANGLE POLISHER

## 127 mm – 203 mm (5" – 8") Diameter

**Model 18050** 5/8"-11 Male Spindle

**Model 18053** M14 x 2 Male Spindle

- Air-powered.
- 0-2,500 RPM free speed. Uses 127 mm (5") to 203 mm (8") dia. buffs.
- Insulated handle absorbs vibration and reduces cold air transmission to the operator. Compact and lightweight design.
- Rear exhaust, variable speed safety-lock lever throttle.
- Soft-grip handle can be positioned for right or left hand operation.
- Order 50853 or 50854 Hook-Face Backing Pad and 90063 Foam Buff separately.

Model Number	Motor W	Motor RPM	Sound Level	Air Flow Rate		
18050	522 W (.7 hp)	0-2,500 RPM	87 dB(A)	3 CFM / 27 SCFM (765 LPM)		
Spindle Thread	Hose Size	Air Pressure	Weight	Length	Height	
5/8"-11 Male	10 mm (3/8")	6.2 Bar (90 PSIG)	2.4 kg (5.3 lb.)	305 mm (12")	102 mm (4")	

Model Number	Motor W	Motor RPM	Sound Level	Air Flow Rate		
18053	522 W (.7 hp)	0-2,500 RPM	87 dB(A)	3 CFM / 27 SCFM (765 LPM)		
Spindle Thread	Hose Size	Air Pressure	Weight	Length	Height	
M14 x 2 Male	10 mm (3/8")	6.2 Bar (90 PSIG)	2.4 kg (5.3 lb.)	305 mm (12")	102 mm (4")	



18053



10786

**Model 10786** Right Angle Polisher 18050 mounted with Random Orbital Head 61374

**Model 10787** Right Angle Polisher 18050 mounted with Cut & Polish Head 61384

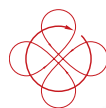
**Model 10788** Right Angle Polisher 18053 mounted with Cut & Polish Head 61385

## POLISHING HEAD KITS

### Random Orbital Polishing Head Kit

**Model 61374** 5/8"-11 Male Spindle

- Converts standard rotary tool into random orbital polisher.
- Random action prevents "burn through" on edges of painted and clear coat finished surfaces.
- No heat build up means no "haze" or "swirl marks" – surface stays cool.
- Maximum Operating Speed is 3,200 RPM.
- Can be used with foam, wool and terry polishing pads.
- Kit includes: random orbital polishing head; 178 mm (7") hook-face back-up pad 50855; natural sheepskin polishing pad 90082; Wrench (26 mm) 50679, Wrench (21 mm) 95823 and Wrench (19 mm) 95281.



19 mm (3/4")  
Random Orbit

**NO MORE  
SWIRLS!**



61374

## CUT & POLISH HEAD

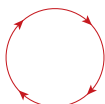
### Cut & Polish Head

**Model 61383** M16 Female Thread

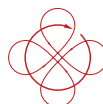
**Model 61384** 5/8"-11 Female Thread

**Model 61385** M14 Female Thread

- **TWO ACTIONS!** 1.) Cut (Rotary) for initial buffing, removing orange peel, dust nibs, light scratches and oxidation.
- 2.) Polish (Random Orbital) for finish buffing. Random orbital motion minimizes "haze" and "halo" effects – ideal for "final finish" applications.
- Maximum Operating Speed is 3,200 RPM.
- Can be used with foam, wool and terry polishing pads.
- Cut & Polish Model 61385 can also be mounted on electric polisher 51590 and 51591.
- Kit includes: Cut & Polish head; 178 mm (7") hook-face back-up pad 50855; natural sheepskin polishing pad 90082; Wrench (26 mm) 50679, Wrench (21 mm) 95823 and Wrench (19 mm) 95281.



**CUT**  
with Rotary  
Motion



**POLISH**  
with 19 mm (3/4")  
Offset Random Orbit



61384

**NO MORE  
SWIRLS!**



# RIGHT ANGLE POLISHERS

18073



## Pistol Grip Eraser Disc/Buffering Versatility Kit

### 18073 Versatility Kit Includes:

- 18068 Pistol Grip Buffer with 50126 Hook-Face Backing Pad
- 92296 RED-TRED® Eraser Disc Assembly (M14x2 thread)
- 90027 Terry Cloth Pad and 90080 Sheepskin Pad
- 90038 Polishing Foam Pad and 90044 Foam Cutting Pad
- 50149 Spindle Thread Adapter (converts 3/8"-24 thread to M14x2)
- 95281 Open-End Wrench (19 mm) and 04128 Flange (M14x2)

18068



## Pistol Grip Buffer

### Model 18068 3/8"-24 Thread

- Operates at 2,500 RPM, ideal for a variety of buffing applications.
- Includes 50126 Hook-Face Backing Pad, for accepting optional buffs and bonnets 3" in diameter (see Versatility Kit).
- Ergonomic pistol grip design enhances operator comfort.
- To run 92295 RED-TRED® Eraser Disc Assembly, order optional 55066 Adapter (converts 3/8"-24 spindle thread to 5/8"-11 thread).

Model Number	Motor W	Motor RPM	Sound Level	Air Flow Rate	
18068	134 W (.18 hp)	2,500	80 dB(A)	4 CFM / 23 SCFM (651 LPM)	
Spindle Thread	Hose Size	Air Pressure	Weight	Length	Height
3/8"-24 Male	10 mm (3/8")	6.2 Bar (90 PSIG)	.77 kg (1.7 lb.)	127 mm (5")	162 mm (6-3/8")

18058



## 76 mm (3") Diameter

### 18058 Versatility Kit

- Includes 2,300 RPM tool, hook-face backing pad, terry cloth bonnet, synthetic and natural wool pads, white polishing and yellow cutting foam pads, Dynabrade Finesse Creme and Glaze, random orbital sanding pad, sample 9-micron abrasive discs, Dynaswivel®, deluxe storage/carry case and wrenches for accessory changes.

### Model 18055 2,300 RPM

### Model 18056 3,200 RPM

- Excellent tool for spot repair and buffing/polishing. Angle-head design permits access to difficult areas. Replacement buffing pads available.
- Composite grip absorbs vibration and reduces cold air transmission to the operator.
- Built-in speed control, rear exhaust, safety-lock lever throttle.
- Includes 50126 Back-Up Pad (76 mm [3"] dia. hook-face) and 90034 Wool Buff (89 mm [3-1/2"] dia.).

18055



Model Number	Motor W	Motor RPM	Sound Level	Air Flow Rate	
18055 / 18056	298 W (.4 hp)	2,300 / 3,200 RPM	87 dB(A)	4 CFM / 28 SCFM (793 LPM)	
Spindle Thread	Hose Size	Air Pressure	Weight	Length	Height
3/8"-24 Male	10 mm (3/8")	6.2 Bar (90 PSIG)	0.9 kg (2 lb.)	264 mm (10-3/8")	64 mm (2-1/2")

## Mini-Dynorbital® Back-Up Pads

For use with Mini-Dynorbital® Sanders



### 19 mm (3/4") Dia. Back-Up Pads

Part Number	Maximum RPM	Material	Density	Face	Thread
54017	5,000 RPM	Foam	Medium	Rubber	1/4"-20 Female
54087	5,000 RPM	Foam	Soft	Vinyl	1/4"-20 Female
54089	5,000 RPM	Nylon	Hard	Hook	1/4"-20 Female

**NOTE:** To mount pads that have 1/4"-20 female thread directly to tool for conventional rotary action, use 54021 Adapter.

### 32 mm (1-1/4") Dia. Back-Up Pads

Part Number	Maximum RPM	Material	Density	Face	Thread
54018	12,000 RPM	Foam	Medium	Rubber	1/4"-20 Female
54031	5,000 RPM	Nylon	Soft	Vinyl	Locking-Type
54033	5,000 RPM	Nylon	Medium	Rubber	Locking-Type
54037	12,000 RPM	Foam	Medium	Vinyl	Locking-Type
54084	15,000 RPM	Urethane	Soft	Vinyl	1/4"-20 Female
54086	12,000 RPM	Urethane	Soft	Vinyl	1/4"-20 Female
54088	15,000 RPM	Foam	Soft	Vinyl	1/4"-20 Female
54090	7,500 RPM	Nylon	Hard	Hook	1/4"-20 Female
54091	12,000 RPM	Foam	Medium	Vinyl	1/4"-20 Female

**NOTE:** To mount pads that have 1/4"-20 female thread directly to tool for conventional rotary action, use 54021 Adapter.



## Hook-Face Random Orbital Back-Up Pads

For use with Random Orbital Sanders



### Vacuum Pads

Part Number	Pad Diameter	Holes	Thickness	Nap	Density
56087	76 mm (3")	0	16 mm (5/8")	Short	Medium
56090	76 mm (3")	0	16 mm (5/8")	Long	Medium
22303	76 mm (3")	6	13 mm (1/2")	Short	Medium
56142	76 mm (3")	6	13 mm (1/2")	Short	Medium

**NOTE:** Our 76 mm (3") pads, without holes, can also be used for vacuum sanding. Vacuum pick-up is around periphery of pad.



# ACCESSORIES

## Dynabuffer Back-Up Pads

*For use with Dynabuffer*



### 76 mm (3") Dia. Pad

Part Number	Pad Diameter	Holes	Thickness	Nap	Density
22303	76 mm (3")	6	13 mm (1/2")	Short	Medium
56142	76 mm (3")	6	13 mm (1/2")	Short	Medium

### 127 mm (5") Dia. Pads

Part Number	Maximum RPM	Nap	Holes	Channels	Thickness	Thread
50154	5,000	Short	8	8	19 mm (3/4")	5/16"-24 male
56320	13,000	Short	44	—	10 mm (3/8")	5/16"-24 male

## Polisher Back-Up Pads

*For use with Polishers*



### Non-Vacuum



Part Number	Pad Diameter	Maximum RPM	Face	Nap	Type	Thread
50125	76 mm (3")	5,000	Hook	Short	Rigid Backing	1/4"-20 Female
50126	76 mm (3")	5,000	Hook	Short	Rigid Backing	3/8"-24 Female
57542	127 mm (5")	4,800	Hook	Short	Urethane	M14 x 2
50853	184 mm (7-1/4")	3,200	Hook	Short	Foam	5/8"-11 Female
50854	184 mm (7-1/4")	3,200	Hook	Short	Foam	M14 x 2
50855	203 mm (8")	3,200	Hook	Short	Rubber	5/16"-24 Male

## Foam Back-Up Pads

*For use with Polishers*



### Non-Vacuum



Part Number	Pad Diameter	Maximum RPM	Face	Nap	Type	Thread
50120	76 mm (3")	5,000	Hook	Short	Foam	1/4"-20 Female
50122	76 mm (3")	5,000	Hook	Short	Foam	3/8"-24 Female
50884	127 mm (5")	10,000	Hook	Short	Rubber	M14 x 2
50946	152 mm (6")	3,200	Hook	Short	Foam	5/8"-11 Female
50853	184 mm (7-1/4")	3,200	Hook	Short	Foam	5/8"-11 Female
50854	184 mm (7-1/4")	3,200	Hook	Short	Foam	M14 x 2
50947	203 mm (8")	3,200	Hook	Short	Foam	5/8"-11 Female




## Dynafoam Interface Pad

For use with Random Orbital Sanders

### Part No. 53974

- 76 mm (3") diameter.
- Attaches between sanding pad and hook-face abrasive.
- Soft foam increases conformability allowing operator to easily follow contours.
- Converts standard pad into a fine finishing and finessing pad!
- Interface pad easily contours to most surfaces.



## Interface Pad

For use with Random Orbital Sanders

### Part No. 22304

- 76 mm (3") diameter.




## Vinyl-to-Hook Conversion Pad

For use with Random Orbital Sanders

### Part No. 53975

- 76 mm (3") diameter.
- Thin sticky-back sheet adheres to current vinyl-face pad and accepts hook-face abrasives and hook-face interface pads.



## Mini-Dynorbital® Sanding Heads

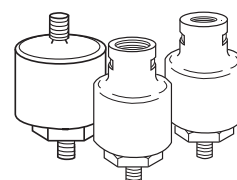
For use with Mini-Dynorbital® Sanders



### For 1/4"-20 Female Thread Pads

- Accepts 76 mm (3") and smaller diameter sanding pads with 1/4"-20 female thread.

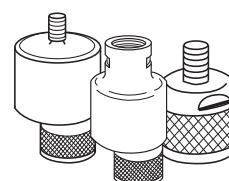
Part Number	Tool Connection	Pad Connection
54028	1/4"-28 Male	1/4"-20 Male
54034	3/8"-24 Female	1/4"-20 Male
54476	1/4"-20 Female	1/4"-20 Male



### For Male Locking-Type Thread Pads

- Accepts 76 mm (3") and smaller dia. sanding pads with male locking-type threads such as 3M Roloc.

Part Number	Tool Connection	Pad Connection
54029	1/4"-28 Male	Locking-Type Female Thread
54035	3/8"-24 Female	Locking-Type Female Thread
54030*	1/4"-20 Female	Locking-Type Female Thread



\*For Rotary Sanding

# ACCESSORIES



## Bow-Type Handle

*For use with Electric Polisher*

### Part No. 72615

- For use with Model 51615 Electric Polisher
- Focuses the force applied by the operator above the center line of the polishing pad thereby providing greater comfort to the operator and minimising hand and arm fatigue.
- Plastic handle mounts onto the gearbox with two M8 x 16 mm screws.
- Ideal for both right and left hand operations.



## Side Handle

*For use with Electric Polishers*

### Part No. 42705



## Tool Hang Plates

*For use with Dynabuffers*

### Part No. 97161

- For use with Right Angle Mini-Orbital Sander 10207.

### Part No. 97165


- For use with Palm Style Supreme and "Old Style" 2 Hand Sander.

### Part No. 97166

- For use with Spirit and 76 mm (3") Dynabuffer.

### Part No. 56592

- For use with "New Style" 127 mm (5") Dynabuffer.



## Accessories for Compounds

### Tube Holder

#### Part No. 22008

- Holder made in stainless steel, designed for tubes of 80 mm foams.
- Easy to use; our tubes are designed to stock foams directly on the work place as a very efficient dispenser.
- Helps to protect foams from contaminants when inside the tube; every foam dispensed is free of dirt and dust.
- Dimension: (115 mm Width x 95 mm Dia. x 550 mm Length)

### Metallic Holder

#### Part No. 22006

- For 5l (1.3 gal.) containers.
- Made from stainless steel.
- Includes screws and plugs.

### Dispenser

#### Part No. 22005

- For 5l (1.3 gal.) containers.
- For easy fill-up of smaller containers.

## 22247 Lighting Unit Renewal Re-Fill Kit

*Complete re-fill kit for the Lighting Unit Renewal Kit 22242*

*Includes: Sanding, Polishing and coating package*

Part Number	Product Description	Quantity
22304	76 mm Interface Pad	2
22313	75 mm DG922 P280	60
22314	75 mm DG922 P320	30
22315	75 mm DG922 P400	30
22316	75 mm DG922 P500	30
22317	75 mm DG922 P600	30
72925	80 mm DM555 P800	20
72927	80 mm DM555 P1500	20
72929	80 mm DM555 P3000	20
73101	80 mm Blue Pineapple Foam	4
22010	330 ml DynaTeal	1
22029	Dynalight Coating	1
22027	Dynalight Primer	1
22025	Dynalight Degreaser	1
22031	Spraybottle Blue 250 ml Dynalight Water	1
22033	Temperature Indicator Strip	10
22050	Microfibre Wipes Orange	4



## 22248 Lighting Unit Renewal Re-Fill Kit

*Re-fill kit for the Lighting Unit Renewal Kit 22242*

*Includes: Sanding and Polishing package only*

Part Number	Product Description	Quantity
22304	76 mm Interface Pad	2
22313	75 mm DG922 P280	60
22314	75 mm DG922 P320	30
22315	75 mm DG922 P400	30
22316	75 mm DG922 P500	30
22317	75 mm DG922 P600	30
72925	80 mm DM555 P800	20
72927	80 mm DM555 P1500	20
72929	80 mm DM555 P3000	20
73101	80 mm Blue Pineapple Foam	4
22010	330 ml DynaTeal	1
22050	Microfibre Wipes Orange	4



## 22249 Lighting Unit Renewal Re-Fill Kit

*Re-fill kit for the Lighting Unit Renewal Kit 22242*

*Includes: Coating package only*

Part Number	Product Description	Quantity
22029	Dynalight Coating	1
22027	Dynalight Primer	1
22025	Dynalight Degreaser	1
22033	Temperature Indicator Strip	10



**22250 Lighting Unit Renewal Re-Fill Kit***Re-fill kit for the Lighting Unit Renewal Kit 22242**Includes: sanding, polishing and Coating Package for 150 mm (6") tools*

Part Number	Product Description	Quantity
53965	150 mm Interface Pad	2
73129	150 mm DG922 P280	100
73130	150 mm DG922 P320	100
73132	150 mm DG922 P400	100
73133	150 mm DG922 P500	100
73134	150 mm DG922 P600	100
72935	150 mm DM555 P800	10
72937	150mm DM555 P1500	10
72939	150 mm DM555 P3000	10
73101	80 mm Blue Pineapple Foam	4
22010	330 ml DynaTeal	1
22029	Dynalight Coating	1
22027	Dynalight Primer	1
22025	Dynalight Degreaser	1
22031	Spraybottle Blue 250 ml Dynalight Water	1
22033	Temperature Indicator Strip	10
22050	Microfibre Wipes Orange	4

**22251 Lighting Unit Renewal Re-Fill Kit***Re-fill kit for the Lighting Unit Renewal Kit 22242**Includes: sanding, polishing and Coating Package for 150 mm (6") tools*

Part Number	Product Description	Quantity
53965	150 mm Interface Pad	2
73129	150 mm DG922 P280	100
73130	150 mm DG922 P320	100
73132	150 mm DG922 P400	100
73133	150 mm DG922 P500	100
73134	150 mm DG922 P600	100
72935	150 mm DM555 P800	10
72937	150mm DM555 P1500	10
72939	150 mm DM555 P3000	10
73101	80 mm Blue Pineapple Foam	4
22010	330 ml DynaTeal	1
22050	Microfibre Wipes Orange	4

**22033 Temperature Indicator Strips**

- Self-adhesive single-use strips to measure surface temperature, ranging between 80 and 127 degrees Celcius.
- Temperature reached is read off on indicators that changed colour.
- Part of the Lighting Unit Renewal Kits and related Refill Kits.
- Sold in pack of 10 only.





## Aluminum Oxide Sanding Discs – Paper Backing

*For use with Random Orbital Sanders*



Product Name	Part Number	Diameter	Grit	Attachment	Holes	Qty/Box
DV 122	73705	75 mm (3")	80	Hook-Face	6	50
	73707	75 mm (3")	120	Hook-Face	6	50
	73709	75 mm (3")	180	Hook-Face	6	100
	73711	75 mm (3")	240	Hook-Face	6	100
	73713	75 mm (3")	320	Hook-Face	6	100
	73715	75 mm (3")	400	Hook-Face	6	100



## Aluminum Oxide Sanding Discs – Film Backing

*For use with Random Orbital Sanders*



Product Name	Part Number	Diameter	Grit	Attachment	Holes	Qty/Box
DG 922	73113	75 mm (3")	280	Hook-Face	6	100
	73114	75 mm (3")	320	Hook-Face	6	100
	73115	75 mm (3")	400	Hook-Face	6	100
	73116	75 mm (3")	500	Hook-Face	6	100
	73117	75 mm (3")	600	Hook-Face	6	100



## Aluminum Oxide Soft Sanding Discs – Foam Backing

*For use with Random Orbital Sanders*

Product Name	Part Number	Diameter	Grit	Attachment	Holes	Qty/Box
DM 555	72925	80 mm (3-5/32")	800	Hook-Face	0	20
	72926	80 mm (3-5/32")	1000	Hook-Face	0	20
	72927	80 mm (3-5/32")	1500	Hook-Face	0	20
	72928	80 mm (3-5/32")	2000	Hook-Face	0	20
	72929	80 mm (3-5/32")	3000	Hook-Face	0	20



## Silicon Carbide Denibbing Discs

*For use with Mini-Orbital and Mini-Dynorbital® Sanders*



Product Name	Part Number	Diameter	Grit	Attachment	Holes	Qty/Box
Self-Adhesive Paper Discs	73370	32 mm (1-1/4")	3000	Vinyl-Face	0	100
Self-Adhesive Film Discs	72634	32 mm (1-1/4")	3000	Vinyl-Face	0	100



## Compounds – 330 ml

Product Name	Part Number	Colour	Finish	Qty/Box
DynaWhite	22015	White	Coarse	10
DynaTeal	22010	Teal	Fine	10
DynaOrange	22020	Orange	Very Fine	10



## Compounds – 5L

Product Name	Part Number	Colour	Finish	Qty/Box
DynaWhite	22018	White	Coarse	4
DynaTeal	22013	Teal	Fine	4
DynaOrange	22023	Orange	Very Fine	4



**Coming Soon in 1L Format!**



## Hook-Face Polishing Foams & Pads

*For use with Rotary, Random Orbital Polishers and Electric Polishers*



For Use With Back-Up Pad Size	Product Name	Part Number	Density	Colour	Material	Holes	Qty/Box
76 mm (3")	Blue Pineapple Foam	73100	Medium	Blue	Reticulated Foam	6	20

76 mm (3")	Grey Pineapple Foam	73400	Hard	Grey	Reticulated Foam	6	20
------------	---------------------	-------	------	------	------------------	---	----

76 mm (3")	Black D-Foam	72800	Soft	Black	Reticulated Foam	0	20
------------	--------------	-------	------	-------	------------------	---	----

76 mm (3")	Black Pineapple Foam	72801	Soft	Black	Reticulated Foam	0	20
127 mm (5")	Black Pineapple Foam	72901	Soft	Black	Reticulated Foam	0	5
178 mm (7")	Black Pineapple Foam	73001	Soft	Black	Reticulated Foam	0	2

76 mm (3")	Blue Pineapple Foam	73101	Medium	Blue	Reticulated Foam	0	20
127 mm (5")	Blue Pineapple Foam	73201	Medium	Blue	Reticulated Foam	0	5
178 mm (7")	Blue Pineapple Foam	73301	Medium	Blue	Reticulated Foam	0	2

76 mm (3")	Flat Foam	90038	–	White	Reticulated Foam	0	1
76 mm (3")	Flat Foam	90044	–	Yellow	Reticulated Foam	0	1
127 mm (5")	Flat Foam	90040	–	White	Reticulated Foam	0	1
127 mm (5")	Flat Foam	90045	–	Yellow	Reticulated Foam	0	1
152 mm (6")	Flat Foam	54330	–	Yellow	Reticulated Foam	0	1
152 mm (6")	Flat Foam	90046	–	Yellow	Reticulated Foam	0	1
152 mm (6")	Flat Foam	90047	–	Yellow	Reticulated Foam	0	1

76 mm (3")	Microfibre Foam	56150	–	White	Microfibre Foam	0	20
------------	-----------------	-------	---	-------	-----------------	---	----

76 mm (3")	Polishing Pad	90080	–	White	Natural Sheepskin	0	1
89 mm (3-1/2")	Polishing Pad	90034	–	Tan	Natural Sheepskin	0	1
127 mm (5")	Polishing Pad	90036	–	Tan	Natural Sheepskin	0	1
127 mm (5")	Polishing Pad	90081	–	White	Natural Sheepskin	0	1
178 mm (7")	Polishing Pad	90082	–	White	Natural Sheepskin	0	1

76 mm (3")	Polishing Pad	90028	–	White	Synthetic Wool	0	1
------------	---------------	-------	---	-------	----------------	---	---

76 mm (3")	Polishing Pad	90027	–	White	Terry Cloth	0	1
------------	---------------	-------	---	-------	-------------	---	---

## Microfibre Wipes

*For use with the Original "Two-Step" Polishing System*



Part Number	Dimension	Colour	Qty/Box
22000	40 cm x 40 cm (15-3/4" x 15-3/4")	Blue & Yellow	20
22050	40 cm x 40 cm (15-3/4" x 15-3/4")	Orange	20

# NOTES



***Chapter 4***  
***Dust Collection &  
Related Accessories***

***Pages 64-73***

*[www.dynabrade.com](http://www.dynabrade.com)*



# DOWNDRAFT TABLES

## Downdraft Tables

**Model 64202** 84 cm x 104 cm (33" x 41") Working Area

**Model 64203** 84 cm x 152 cm (33" x 60") Working Area

**Model 64204** 91 cm x 183 cm (36" x 72") Working Area

- Eliminates airborne dust and contaminants while sanding.
- Easy to clean and a very mobile solution for all work areas.
- Ideal for using non-vacuum, central vacuum, or self-generated portable vacuum tools.
- Rhino Linings® coated tabletop surface is durable and anti-slip.
- Dual filtration system – accepts 1-micron pleated paper filters.



64204

## Downdraft Table Accessory Pack Only

**Model 22070**

- Option sold separately or already mounted on the Downdraft table.
- The air manifold requires only one incoming airline and has 6 outgoing air plugs from the manifold, allowing up to 6 tools to be connected. No need to disconnect one tool in order to use a second tool, saving operation time.
- The Filter-Regulator-Lubricator (FRL) ensures that uncontaminated air is supplied to motors of pneumatic tools. Lubrication through the air supply reduces friction and wears in components of air motors.
- Includes On/Off air valve, 10681 Filter-Regulator-Lubricator, Air Manifold fitted with 4 x 64689 1/4" air coupler, 2 x 98270 3/8" air coupler, 2 x 22057 vacuum ports and all fittings and screws required for assembly.



22070

## Downdraft Tables Mounted with Accessory Pack

**Model 64192** 84 cm x 104 cm (33" x 41") Working Area

- Downdraft Table 64202 mounted with accessory pack Model 22070.

**Model 64193** 84 cm x 152 cm (33" x 60") Working Area

- Downdraft Table 64203 mounted with accessory pack Model 22070

**Model 64194** 91 cm x 183 cm (33" x 72") Working Area

- Downdraft Table 64204 mounted with accessory pack Model 22070

Model Number	Motor W	Volts/Hz	Phase	Vacuum Suction
64202/64192	550 W (.75 hp)	230/50	1	1900 CFM
Sound Level	Working Area Width	Working Area Length	Height	Shipping Weight
72 dB(A)	84 cm (33")	104 cm (41")	91 cm (36")	120 kg (264.5 lb.)

Model Number	Motor W	Volts/Hz	Phase	Vacuum Suction
64203/64193	550 W (.75 hp)	230/50	1	1900 CFM
Sound Level	Working Area Width	Working Area Length	Height	Shipping Weight
72 dB(A)	84 cm (33")	152 cm (60")	91 cm (36")	130 kg (286.6 lb.)

Model Number	Motor W	Volts/Hz	Phase	Vacuum Suction
64204/64194	550 W (.75 hp)	230/50	1	1900 CFM
Sound Level	Working Area Width	Working Area Length	Height	Shipping Weight
72 dB(A)	91 cm (36")	183 cm (72")	91 cm (36")	150 kg (330.7 lb.)



# ELECTRIC PORTABLE VACUUM SYSTEMS

61296



- Ready for connection to Dynabrade vacuum-ready tools, these systems efficiently remove dust and debris, while providing versatility and portability unique to Dynabrade.
- Dry vacuum only. Heavy duty stainless steel drum.
- Two-tool setup: two pneumatic outlets and two vacuum hose ports.
- HEPA filtration (0.3 micron) with felt insert and paper bag
- Classified in the dust class "M" in accordance with the European Standard EN 60335-2-69.
- Variable vacuum control.
- Electronic thermal protection device prevents heat overload of motor.
- Heavy duty four-wheel trolley with easy tilt 'n clean drum. Drum can be removed for special applications or locations.
- Disposable paper bag fits inside steel drum for convenient collection/disposal of debris. One disposable paper bag included with vacuum purchase. Reorder part number 64682 for 36 L (9.9 gal.) vacuum; part number 80076 for 64 L (17 gal.) vacuum.
- Max flow internal pneumatic workings.
- 2.3 m (7.5') water static lift/230 mbar vacuum.
- Two of the most innovative, lightweight 32 mm (1-1/4") dia. x 6 m (19.7') long coaxial hoses on the market today.
- Auto on/off switch, 8 m (26-1/4') electrical cord.
- UL (United States and Canada), Gost and CE approved/listed.
- All models feature Dynabrade's Composite-Style Couplers for maximum air flow to tools and easy connect/disconnect by single push-button action.
- Also includes Vacuum Hose Swivel Adapter. Lightweight vacuum hose connection swivels to add flexibility to your vacuum hose connection.

61297



Model Number	Capacity	Voltage/Frequency	Watts	Water Static Lift	
61292	36 L (9.9 gal.)	230V/50 Hz	1,400 W	229 cm / 90" / 230 mbar	
Plug (Region)	Sound Level	Air Pressure	Shipping Weight	Height	Width
UK (G-B)	76 dB(A)	6.2 Bar (90 PSIG)	22 kg (48.4 lb.)	98 cm (38-1/2")	53 cm (20-7/8")

Model Number	Capacity	Voltage/Frequency	Watts	Water Static Lift	
61294	36 L (9.9 gal.)	110V/60 Hz	1,300 W	229 cm / 90" / 230 mbar	
Plug (Region)	Sound Level	Air Pressure	Shipping Weight	Height	Width
UK (G-B)	76 dB(A)	6.2 Bar (90 PSIG)	22 kg (48.4 lb.)	98 cm (38-1/2")	53 cm (20-7/8")

Model Number	Capacity	Voltage/Frequency	Watts	Water Static Lift	
61296	36 L (9.9 gal.)	230V/50 Hz	1,400 W	229 cm / 90" / 230 mbar	
Plug (Region)	Sound Level	Air Pressure	Shipping Weight	Height	Width
CEE7/XVII (Europe)	76 dB(A)	6.2 Bar (90 PSIG)	22 kg (48.4 lb.)	98 cm (38-1/2")	53 cm (20-7/8")

Model Number	Capacity	Voltage/Frequency	Watts	Water Static Lift	
61293	64 L (17 gal.)	230V/50 Hz	1,400 W	229 cm / 90" / 230 mbar	
Plug (Region)	Sound Level	Air Pressure	Shipping Weight	Height	Width
UK (G-B)	76 dB(A)	6.2 Bar (90 PSIG)	28 kg (61.6 lb.)	114 cm (44-7/8")	70 cm (27-5/8")

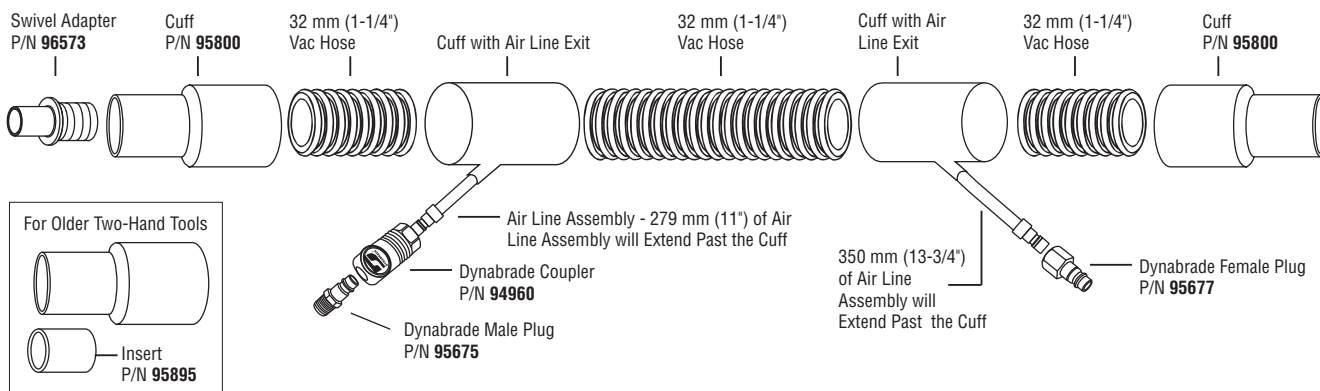
Model Number	Capacity	Voltage/Frequency	Watts	Water Static Lift	
61297	64 L (17 gal.)	230V/50 Hz	1,400 W	229 cm / 90" / 230 mbar	
Plug (Region)	Sound Level	Air Pressure	Shipping Weight	Height	Width
CEE7/XVII (Europe)	76 dB(A)	6.2 Bar (90 PSIG)	28 kg (61.6 lb.)	114 cm (44-7/8")	70 cm (27-5/8")

## Coaxial Vacuum Hose Assemblies

For use with Dynabrade Vacuum Systems

### Part No. 94941

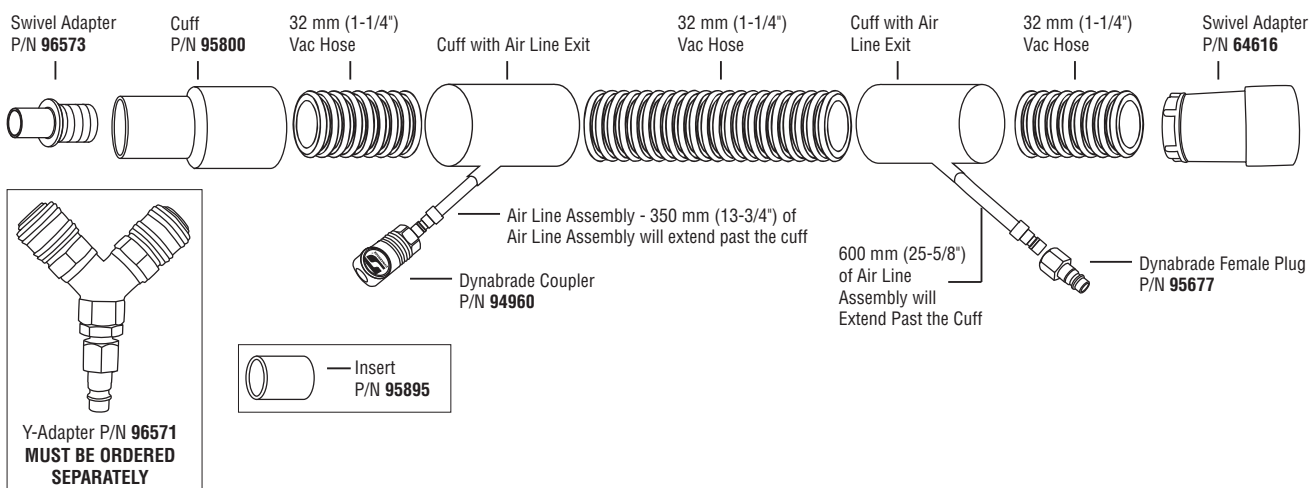
- Standard 32 mm (1-1/4") dia. x 6 m (20') Long Coaxial Vacuum Hose Assembly.



For use with Non-Dynabrade Vacuum Systems

### Part No. 94943

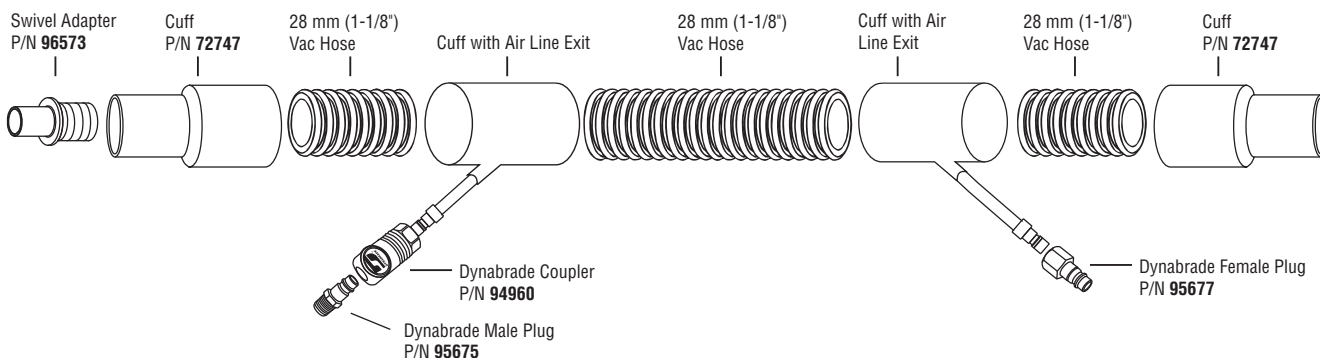
- Optional 32 mm (1-1/4") dia. x 6 m (20') Long Coaxial Vacuum Hose Assembly.



For use with Dynabrade Vacuum Systems

### Part No. 72745


- Standard 28 mm (1-1/8") dia. x 6 m (20') Long Coaxial Vacuum Hose Assembly.



## ACCESSORIES

## Hose Connections Cross-Reference Table



























All Measurements are Inner Diameter (I.D.)

	Tool Models						CONNECTION POINT	Hose Cuff
	 All Central Vac ROS and Dynabug®	 All Central Vac ROS with 96573 Swivel Cuff	 All Self-Generated ROS	 All Self-Generated Two-Hand ROS	 All Central Vac Two-Hand Tools 127-152 mm (5"-6")	 All Central Vac Two-Hand Tools 203 mm (8")		Conductive Hose Cuff Available
DYNABRADE TOOL	✓	-	-	-	-	-		-
	-	✓	-	✓	-	-		-
	✓	-	-	-	✓	-		-
	✓	-	✓	-	✓	-		✓
	-	✓	-	✓	-	✓		✓
	✓	-	-	-	✓	-		✓
	-	-	-	-	-	-		✓
	-	✓	-	✓	-	-		✓
	-	✓	-	✓	-	-		✓
	✓	-	-	-	-	-		✓
	-	✓	-	✓	-	-		✓
	✓	-	✓	-	✓	-		✓
	-	-	-	-	-	✓		-
	-	-	-	-	-	-		-
	-	✓	-	✓	-	-		-
	✓	-	✓	-	✓	-		-
	-	-	-	-	-	-		-



## Hose Connections Cross-Reference Table

All Measurements are Inner Diameter (I.D.)

C O N N E C T I O N  P O I N T	Cuff Connecting to Tool		C O N N E C T I O N  P O I N T	Hose Type	C O N N E C T I O N  P O I N T	Cuff to Vac	C O N N E C T I O N  P O I N T	 64686	 61292, 61293, 61294, 61296, 61297
	I.D. of Hose Cuff Connecting to Tool	Hose Cuff Available		Hose Type Available		Hose Type to Vacuum System			
	19 mm (3/4")	 95601		95729  19 mm (3/4")		—			
	32 mm (1-1/4")	 54208		95395  25 mm (1")		 54208			
	25 mm (1")	 54208 + 95895		72748  28 mm (1-1/8")		 72747			
	25 mm (1")	 95396/25-42							
	32 mm (1-1/4")	 72747		94891  32 mm (1-1/4")		 95800			
	25 mm (1")	 72747 + 95895							
	53 mm (2")	 64616							
	32 mm (1-1/4")	 72620							
	32 mm (1-1/4")	 95800							
	25 mm (1")	 95894 (95800+95895)							
	32 mm (1-1/4")	 96004							
	25 mm (1")	 96006 (96004+95895)							
	50 mm (2")	 96580							
	36 mm (1.4")	 96414							
	32 mm (1-1/4")	 96102							
25 mm (1")	 96103								
50 mm (2")	 97051								

# ACCESSORIES



## Disposable Bags

*For use with Dynabrade Vacuum Systems*

Part Number	Description	For Use With
50692	1-2 Micron (400/case)	95575 Bag'n Box System and 54288 Bag'n Bag System
50693	1-2 Micron (24/pkg.)	95575 Bag'n Box System and 54288 Bag'n Bag System
64682	5 Micron (10/pkg.)	Portable Vacuum Models 61300, 61302, 61304, 61306 and 61308
80076	5 Micron (10/pkg.)	Portable Vacuum Models 61301, 61303, 61305, 61307 and 61309
64627	Plastic (12/pkg.)	Portable Vacuum Model 64625



## Portable Vacuum Cartridge Filter

*For use with Dynabrade Vacuum Systems*

### Part No. 80040 HEPA Cartridge Filter

- True HEPA filtration is recognized as one of the most efficient air filtration methods available and has been proven to remove airborne particles.
- Our HEPA Cartridge Filter is certified 99.97% efficient in capturing 0.3 micron respirable-size-particles. (One micron equals 1 millionth of a meter.)

## Pre-Filters

*For use with Dynabrade Vacuum Systems*



- Made of Polypropylene.
- Creates a "Faraday" cage around the HEPA filter.
- Prevents clogging.

### Part No. 80041

- Pre-Filter used for 36L model Vacuum Systems.

### Part No. 80039

- Pre-Filter used for 64L model Vacuum Systems.

## Downdraft Cartridge Filters

*For use with Downdraft Sanding Tables*



### Part No. 64671 Standard Paper Filter

- 50.8 cm wide x 63.5 cm long x 51 mm thick (20" x 25" x 2") standard paper air filter.

### Part No. 64672 Class I Non-Flammable Filter

- 50.8 cm wide x 63.5 cm long x 51 mm thick (20" x 25" x 2") UL rated class I non-flammable air filter.

### Part No. 64985 5 Micron Pre-Filter

- 83.82 cm wide x 152.4 cm long (33" x 60").

### Part No. 64986 5 Micron Pre-Filter

- 91.44 cm wide x 182.88 cm long (36" x 72").



## "Y" Vacuum Connector

*For use with Dynabrade Vacuum Systems*

### Part No. 64686

- Allows two tools to be connected to the same portable vacuum system.



## Portable Vacuum Accessories

*For use with Dynabrade Vacuum Systems*

### Vacuum Tray

**Part No. 96567** 36 L (9.9 gal.)

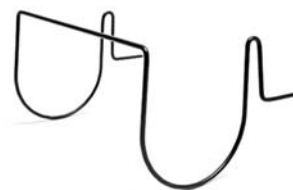
- A convenient, heavy duty storage tray for work-related items.
- Shown with optional 96581 Hanger, ideal for hanging vacuum hoses.



### Hose Hanger

**Part No. 96581**

- Keep vacuum hose out of the way and off the floor.
- Use in conjunction with one of the vacuum trays. Hose hanger can be placed anywhere on the tray.



### Wall Mount Bracket

**Part No. 96534**

- Keep vacuum off floor and convenient for use.



### Vacuum Edge Guard

**Part No. 61361**

- Non-marring protective edge allows vacuum unit to be placed on finished surfaces.
- For use with 36 litre (9.9 gallon) models only.



### Locking-Front Wheel Assembly

**Part No. 80051**

- Lock vacuum in place with the simple ease of a push-lock system.



### Replacement Brushes

**Part No. 80057** 110 V – 60 Hz.

**Part No. 80058** 230 V – 50 Hz.

- Quantity of two.



### Vacuum Cleaning Kit

**Part No. 96558**

- Includes 1.8 m (6') long x 32 mm (1-1/4") dia. vacuum hose, curved handle and two extension pipes along with round brush, crevice tool and coarse dirt nozzle attachments.
- For use with all electric portable vacuums.



# ACCESSORIES

## Dust Collection Receptacles

*Easily Attach to Air Powered Dynorbital® Vacuum Models*

### Mini-Reusable Felt Bag

**Part No. 50694**



- 279 mm (11") long x 76 mm (3") wide. End opens up - no need to remove bag from tool when emptying.
- New bag design features a one-micron filter rating. Bag traps over 99% of vacuum particles one micron or larger.

### Reusable Felt Bag

**Part No. 50683 Hook'n Loop End**



- 368 mm (14-1/2") long x 191 mm (7-1/2") wide.
- New bag design features a one-micron filter rating. Bag traps over 99% of vacuum particles one micron or larger.

### Reusable Felt Bag

**Part No. 56304 Zipper-Lock End**



- 368 mm (14-1/2") long x 191 mm (7-1/2") wide.
- New bag design features a one micron filter rating. Bag traps over 99% of vacuum particles one-micron or larger.

## Self-Contained Dust Collection Systems

*Easily Attach to Air Powered Dynorbital® Vacuum Models*

### Mini-Flex-Hose System

**Part No. 54284**



- 95580 Air Line 6 mm (1/4") dia. x 711 mm (28") long.
- 50638 Flex-Hose 25 mm (1") dia. x 457 mm (18") long.
- 50694 Mini-Reusable Felt Bag.

### 1.8 m (6') Long Flex-Hose Systems

- Both systems include 25 mm (1") dia. x 1.8 m (6') long 50682 Flex-Hose.

**Part No. 50617**

- Includes 50683 Bag.

**Part No. 56303**

- Includes 56304 Bag.



### "Bag-in-Box" System

**Part No. 54290**

- Includes: 95361 Air Line, 1.5 m (5') long, 50682 Flex-Hose (25 mm [1"]dia. x 1.8 m [6'] long) and 95575 Durable Box Receptacle (to house bag and store tool).
- Sample paper bag included. Paper bag reorder: 50692 (400/case) or 50693 (24/pkg.)





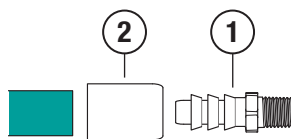




***Chapter 5***  
***Air Supply Accessories***  
***Pages 74-83***

[www.dynabrade.com](http://www.dynabrade.com)

# AIR SUPPLY ACCESSORIES



The table below shows complete airline assemblies for both sides of an airline. For ordering the **complete assembly** please use the P/N in the left column. **The airline must be ordered separately.** At end of table, please find details of components used in these assemblies.



## Airlines per Metre

Part Number	Inner Diameter	Outer Diameter
96568	8 mm	12 mm
94869	10 mm	15 mm
72716	13 mm	19 mm

For ordering, please specify length. Example: 96569 / 8 mtr.

## Reference of Components Used in Airline Assemblies

### Non-Reusable Pressed Fittings

1

#### Airline Fittings



Part Number	Thread
96320	R 1/4" Male
93627	3/8" NPT Male
72711	R 1/2" Male
94871	1/4" NPT Male

### Reusable Fittings



To create your own length of airline, you can use reusable fitting P/N 94898. This reusable fitting is only available for airline P/N 94869 (10 mm). The outer diameter thread of this fitting is 1/4" NPT Male.

2

#### Airline Ferrules



Part Number	I.D.
96305	12 mm
95867	15 mm
72712	19 mm

3

#### Airlines



Part Number	Size
96568	8 x 12
94869	10 x 15
72716	13 x 19

4

#### Plugs



Part Number	Thread
95677	1/4" NPT Female
98264	3/8" NPT Female
98272	1/2" NPT Female

5

#### Composite Couplers – Black



Fits Dynabrade plugs.

Part Number	Thread
94960	1/4" NPT Female

6

#### Composite Couplers – Teal



Fits non-Dynabrade plugs.

Part Number	Thread
94920	1/4" NPT Female

7

#### Safety Couplers



Part Number	Thread
97566	1/4" NPT Female


8

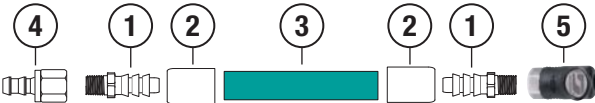
#### Steel & Brass Couplers





Part Number	Thread
95674	1/4" NPT Female
98261	3/8" NPT Female
98269	1/2" NPT Female


# AIR SUPPLY ACCESSORIES


P/N 72721	Assembly for Airline dia. 8 x 12 mm								
	Components (Left Side)			<div>③ Airline Item No. 96568 To be ordered per meter, separately from assembly.</div> <div><div><div>①</div><div>②</div><div>③</div><div>②</div><div>①</div></div></div>			Components (Right Side)		
	Description	Item	Qty				Description	Item	Qty
	② Ferrule	96305	1				② Ferrule	96305	1
	① Fitting	96320	1	① Fitting	96320	1			

P/N 72761	Assembly for Airline dia. 8 x 12 mm								
	Components (Left Side)			<div>③ Airline Item No. 96568 To be ordered per meter, separately from assembly.</div> 			Components (Right Side)		
	Description	Item	Qty				Description	Item	Qty
	② Ferrule	96305	1				② Ferrule	96305	1
	① Fitting	96320	1				① Fitting	96320	1
	④ Female Plug	95677	1				⑤ Composite Coupler	94960	1

P/N 72762	Assembly for Airline dia. 8 x 12 mm									
	Components (Left Side)			<div><div><div>③ Airline Item No. 96568</div><div>To be ordered per meter, separately from assembly.</div></div><div><div><div>④</div><div>①</div><div>②</div><div>③</div><div>②</div><div>①</div><div>⑥</div></div><div></div><div>Fits non-Dynabrade plugs.</div></div></div>				Components (Right Side)		
	Description	Item	Qty					Description	Item	Qty
	② Ferrule	96305	1	② Ferrule	96305	1				
	① Fitting	96320	1	① Fitting	96320	1				
④ Female Plug	95677	1	⑥ Composite Coupler	94920	1					

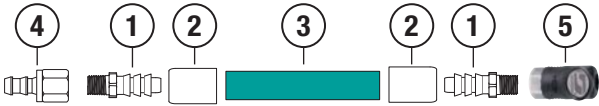
P/N 72763	Assembly for Airline dia. 8 x 12 mm									
	Components (Left Side)			<div>③ Airline Item No. 96568</div> <div>To be ordered per meter, separately from assembly.</div> <div></div>				Components (Right Side)		
	Description	Item	Qty					Description	Item	Qty
	② Ferrule	96305	1	② Ferrule	96305	1				
	① Fitting	96320	1	① Fitting	96320	1				
	④ Female Plug	95677	1	⑦ Safety Coupler	97566	1				

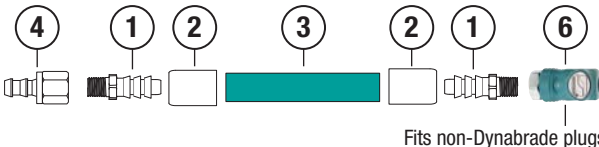
P/N 72764	Assembly for Airline dia. 8 x 12 mm									
	Components (Left Side)			<div>③ Airline Item No. 96568</div> <div>To be ordered per meter, separately from assembly.</div> <div></div>				Components (Right Side)		
	Description	Item	Qty					Description	Item	Qty
	② Ferrule	96305	1	② Ferrule	96305	1				
	① Fitting	96320	1	① Fitting	96320	1				
	④ Female Plug	95677	1	⑧ Steel / Brass Coupler	95674	1				

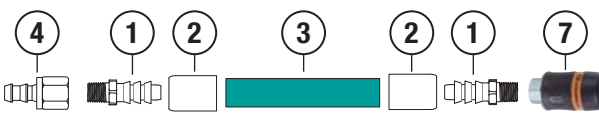
P/N 72722	Assembly for Airline dia. 10 x 15 mm							
	Components (Left Side)			<div>③ Airline Item No. 94869</div> <div>To be ordered per meter, separately from assembly.</div> <div><div><div>①</div><div>②</div><div>③</div><div>②</div><div>①</div></div></div>		Components (Right Side)		
	Description	Item	Qty			Description	Item	Qty
	② Ferrule	95867	1			② Ferrule	95867	1
	① Fitting	94871	1	① Fitting	94871	1		

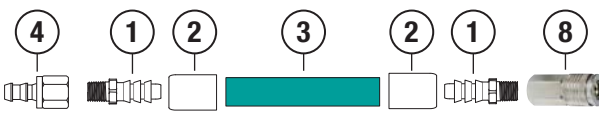


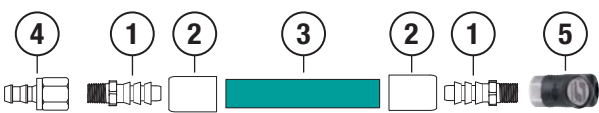
# AIR SUPPLY ACCESSORIES

P/N 72771	Assembly for Airline dia. 10 x 15 mm						
	Components (Left Side)			Components (Right Side)			<div> <div>③ Airline Item No. 94869</div> <div>To be ordered per meter, separately from assembly.</div> </div> 
	Description	Item	Qty	Description	Item	Qty	
	② Ferrule	95867	1	② Ferrule	95867	1	
	① Fitting	94871	1	① Fitting	94871	1	
	④ Female Plug	95677	1	⑤ Composite Coupler	94960	1	


P/N 72772	Assembly for Airline dia. 10 x 15 mm						
	Components (Left Side)			Components (Right Side)			<div> <div>③ Airline Item No. 94869</div> <div>To be ordered per meter, separately from assembly.</div> </div> 
	Description	Item	Qty	Description	Item	Qty	
	② Ferrule	95867	1	② Ferrule	95867	1	
	① Fitting	94871	1	① Fitting	94871	1	
	④ Female Plug	95677	1	⑥ Composite Coupler	94920	1	


P/N 72773	Assembly for Airline dia. 10 x 15 mm						
	Components (Left Side)			Components (Right Side)			<div> <div>③ Airline Item No. 94869</div> <div>To be ordered per meter, separately from assembly.</div> </div> 
	Description	Item	Qty	Description	Item	Qty	
	② Ferrule	95867	1	② Ferrule	95867	1	
	① Fitting	94871	1	① Fitting	94871	1	
	④ Female Plug	95677	1	⑦ Safety Coupler	97566	1	


P/N 72774	Assembly for Airline dia. 10 x 15 mm						
	Components (Left Side)			Components (Right Side)			<div> <div>③ Airline Item No. 94869</div> <div>To be ordered per meter, separately from assembly.</div> </div> 
	Description	Item	Qty	Description	Item	Qty	
	② Ferrule	95867	1	② Ferrule	95867	1	
	① Fitting	94871	1	① Fitting	94871	1	
	④ Female Plug	95677	1	⑧ Steel / Brass Coupler	95674	1	


P/N 72776	Assembly for Airline dia. 10 x 15 mm						
	Components (Left Side)			Components (Right Side)			<div> <div>③ Airline Item No. 94869</div> <div>To be ordered per meter, separately from assembly.</div> </div> 
	Description	Item	Qty	Description	Item	Qty	
	② Ferrule	95867	1	② Ferrule	95867	1	
	① Fitting	93627	1	① Fitting	94871	1	
	④ Female Plug	98264	1	⑤ Composite Coupler	94960	1	

# AIR SUPPLY ACCESSORIES

P/N 72723	Assembly for Airline dia. 10 x 15 mm								
	Components (Left Side)			<div>③ Airline Item No. 94869</div> <div>To be ordered per meter, separately from assembly.</div> <div><div><div>①</div><div>②</div><div>③</div><div>②</div><div>①</div></div><div></div></div>			Components (Right Side)		
	Description	Item	Qty				Description	Item	Qty
	② Ferrule	95867	1				② Ferrule	95867	1
	① Fitting	93627	1	① Fitting	93627	1			

P/N 72775	Assembly for Airline dia. 10 x 15 mm									
	Components (Left Side)			<div>③ Airline Item No. 94869</div> <div>To be ordered per meter, separately from assembly.</div> <div></div>				Components (Right Side)		
	Description	Item	Qty					Description	Item	Qty
	② Ferrule	95867	1	② Ferrule	95867	1				
	① Fitting	93627	1	① Fitting	93627	1				
	④ Female Plug	98264	1	⑧ Steel / Brass Coupler	98261	1				

P/N 72724	Assembly for Airline dia. 13 x 19 mm						
	Components (Left Side)			<div>③ Airline Item No. 72716</div> <div>To be ordered per meter, separately from assembly.</div> <div><div><div>①</div><div>②</div><div>③</div><div>②</div><div>①</div></div></div> <th colspan="3">Components (Right Side)</th>	Components (Right Side)		
	Description	Item	Qty		Description	Item	Qty
	② Ferrule	72712	1		② Ferrule	72712	1
	① Fitting	72711	1		① Fitting	72711	1

P/N 72756	Assembly for Airline dia. 13 x 19 mm									
	Components (Left Side)			<div>③ Airline Item No. 72716</div> <div>To be ordered per meter, separately from assembly.</div> <div><div>④</div><div>①</div><div>②</div><div>③</div><div>②</div><div>①</div><div>⑧</div></div> <th colspan="3">Components (Right Side)</th>				Components (Right Side)		
	Description	Item	Qty					Description	Item	Qty
	② Ferrule	72712	1	② Ferrule	72712	1				
	① Fitting	72711	1	① Fitting	72711	1				
	④ Female Plug	98272	1	⑧ Steel / Brass Coupler	98269	1				

## Swivel Airline Hoses

- Eliminates kinking, fittings swivel 360° for easy use.
- Tough, flexible and lightweight.

Part Number	Hose Outer Dia.	Hose Inner Dia.	Length	Description
96217	6 mm (1/4")	4 mm (5/32")	91 cm (3')	1/4" Female to 1/4" Male
96221	6 mm (1/4")	4 mm (5/32")	Custom	Hose by the foot (no fittings) Order fittings separately, if desired



## Fittings


Part Number	For Use With	Description
96225	6 mm (1/4") Hose	1/4" NPT Female
96226	6 mm (1/4") Hose	1/4" NPT Male
96227	6 mm (1/4") Hose	1/8" NPT Male



## Plugs

- Available in 1/4", 3/8" and 1/2" female and male NPT styles.
- Durable zinc-plated steel construction.
- Plugs have "ported" design to prevent "starving" of the air tool.
- Provides up to twice the air flow compared to standard plug design.

Part Number	Thread	Air Flow Range
95675	1/4" NPT Male	Up to 74 SCFM
95677	1/4" NPT Female	Up to 74 SCFM
98263	3/8" NPT Male	Up to 138 SCFM
98264	3/8" NPT Female	Up to 138 SCFM
98271	1/2" NPT Male	Up to 138 SCFM
98272	1/2" NPT Female	Up to 138 SCFM



## Ball-Swivel Plug

- 97016 Ball-Swivel Plug offers 53° conical range of motion, for added tool maneuverability and operator comfort.
- Ported plug design allows air flow of up to 2,095 LPM (74 SCFM).
- Maximum air pressure of 6.2 Bar (90 PSIG).



## Push-Button, Composite Couplers

### Couplers

- Available in 1/4" female and male NPT styles.
- Lightweight 1.4 oz., non-marring composite material.
- Heavy duty construction.
- Shock-proof, low-vibration, crush-resistant.
- Easy push-button action to disconnect!

Part Number	Thread	Air Flow Range
94960	1/4" NPT Female	Up to 83 SCFM
94980	1/4" NPT Male	Up to 83 SCFM



### Assemblies

- Available in 1/4" female and male NPT styles.
- Assembly includes one composite-style coupler and one plug.
- Maximum working pressure: 150 PSI.
- Temperature range: -4°F to 212°F.

Part Number	Coupler Thread	Plug Thread
94990	1/4" NPT Female	1/4" NPT Male
94991	1/4" NPT Female	1/4" NPT Female
94992	1/4" NPT Male	1/4" NPT Male
94993	1/4" NPT Male	1/4" NPT Female



## Spring-Action, Steel Couplers

### Couplers

- “Ported” design for maximum air flow!
- Available in 1/4", 3/8" and 1/2" female and male NPT styles.
- Durable nickel-plated steel and brass construction.
- Single action quick-connect by just inserting plug into coupler – pull back on sleeve for quick disconnect.



Part Number	Thread	Air Flow Range
95674	1/4" NPT Female	Up to 74 SCFM
95684	1/4" NPT Male	Up to 74 SCFM
98261	3/8" NPT Female	Up to 138 SCFM
98262	3/8" NPT Male	Up to 138 SCFM
98269	1/2" NPT Female	Up to 138 SCFM
98270	1/2" NPT Male	Up to 138 SCFM

### Assemblies

- Assembly includes one coupler and one plug.
- Available in 1/4", 3/8" and 1/2" female and male NPT styles.
- Maximum working pressure: 232 PSI; temperature range: -4°F to 212°F.



Part Number	Coupler Thread	Plug Thread
95676	1/4" NPT Female	1/4" NPT Male
95850	1/4" NPT Female	1/4" NPT Female
95685	1/4" NPT Male	1/4" NPT Male
95851	1/4" NPT Male	1/4" NPT Female
98265	3/8" NPT Female	3/8" NPT Male
98266	3/8" NPT Female	3/8" NPT Female
98267	3/8" NPT Male	3/8" NPT Male
98268	3/8" NPT Male	3/8" NPT Female
98273	1/2" NPT Female	1/2" NPT Male
98274	1/2" NPT Female	1/2" NPT Female
98275	1/2" NPT Male	1/2" NPT Male
98276	1/2" NPT Male	1/2" NPT Female

## Safety Couplers

### Couplers

- Unique “Two-Step” safety disconnect system releases air pressure before tool is disconnected. Eliminates “hose whip.”
- Couplers and plugs have “Ported” design for maximum air flow! Very lightweight.
- Ergonomically designed for easy one-hand operation!
- Advanced composite and stainless steel construction; impact resistant with non-scratch surface.
- Aerodynamically-designed valve improves air flow to tool; anti-static construction; cannot rust or corrode.



Part Number	Coupler Body	Thread	Air Flow Range
97566	1/4"	1/4" NPT Female	Up to 55 SCFM
97567	1/4"	1/4" NPT Male	Up to 55 SCFM

### Assemblies

Part Number	Coupler Body	Coupler Thread	Plug Body	Plug Thread Size
97572	1/4"	1/4" NPT Female	1/4"	1/4" NPT Male
97573	1/4"	1/4" NPT Female	1/4"	1/4" NPT Female
97574	1/4"	1/4" NPT Male	1/4"	1/4" NPT Male
97575	1/4"	1/4" NPT Male	1/4"	1/4" NPT Female





## Dynaswivel® Air Line Connectors

- Never Fight an Air Hose Again!
- The Dynaswivel® is a “universal-joint” that connects portable air tools to an air line.
- It improves tool maneuverability, minimizes operator fatigue and extends hose life.
- Patented; works great on air tools or paint guns.
- Choose from the most popular original Dynaswivel® style:
  - SWIVELS 360° AT TWO LOCATIONS which allows air hose to drop straight to the floor, no matter how the tool is held.
- OR, choose from the “single-pivot” style:
  - Right angle, “single-pivot” swivels 360° at one location. Permits 360° maneuverability of tool, while air hose extends horizontally.



## Double-Pivot Models

### Part No. 95852 1/8" NPT

- 1/4" NPT and 1/8" NPT; fits small air tool.
- Air flow: up to 25 SCFM; Weight: 0.19 lb.; heavy duty aluminum.



### Part No. 94300 1/4" NPT, Composite

- Air flow: up to 33 SCFM; non-marring lightweight composite construction.
- Allows greater air flow than the “original” model (see P/N 95460).



### Part No. 95460 1/4" NPT

- Air flow: up to 25 SCFM; heavy duty aluminum.



### Part No. 94407 1/4" NPT, Composite, Flow Control

- Air flow: up to 46 SCFM; built-in dial allows for air flow control.



### Part No. 95734 1/4" NPT, Flow Control

- Air flow: up to 25 SCFM; built-in dial allows for air flow control; heavy duty aluminum.



### Part No. 95461 3/8" NPT

- Air flow: 26 to 45 SCFM; heavy duty aluminum.

### Part No. 95462 1/2" NPT

- Air flow: 46 to 65 SCFM; heavy duty aluminum.

### Part No. 95690 3/4" NPT

- Air flow: above 65 SCFM; heavy duty aluminum.

## Single-Pivot Models

### Part No. 95590 1/4" NPT

- Air flow: up to 25 SCFM; heavy duty aluminum.

### Part No. 95591 3/8" NPT

- Air flow: 26 to 45 SCFM; heavy duty aluminum.

### Part No. 95592 1/2" NPT

- Air flow: 46 to 65 SCFM; heavy duty aluminum.

## Store Counter Display Pack

### Part No. 96177

- Ten 94300 1/4" NPT Dynaswivel® Air Line Connectors in a refillable display box.
- Convenient way to buy!



# AIR SUPPLY ACCESSORIES

95745



## Speed Control Dial

- Connects directly to air tool.

Hose and Tool Connections	Part Number	Air Flow Range
1/4" NPT	95745	Up to 708 LPM (25 SCFM)
3/8" NPT	95746	Up to 736-1,274 LPM (26-45 SCFM)

94315



## Airline Test Gauge

### Part No. 94315

- Use to test air line pressure at selected areas of an air supply system.
- Comes complete with brass "T" connector, quick disconnect coupler and a round pressure gauge.

10671



## Filter-Regulator-Lubricator

- Cost-effective solutions for air supply systems.
- Each unit includes two bushings for easy conversion to 3/8" NPT.
- Additional Specifications: Maximum Operating Pressure 145 PSIG.

### Filter

#### Part No. 10671 1/2" NPT

- Five-micron filter element is standard.
- Manual push-button drain easily discharges contaminants.

10673



### Regulator

#### Part No. 10673 1/2" NPT

- Compensation built into unit responds faster to changes in incoming pressure and flow.
- Built-in PSI pressure dial gauge.

10675



### Lubricator

#### Part No. 10675 1/2" NPT

- Built-in check valve permits tool to be filled with oil without having to turn off air pressure.
- Adjustable oil drop to meter amount of oil into air system.

10677



### Filter-Regulator

#### Part No. 10677 1/2" NPT

- Unit has modular connections with mounting brackets for easy installation.

10679



### Regulator-Lubricator

#### Part No. 10679 1/2" NPT

- Unit has modular connections with mounting brackets for easy installation.

10681



### Filter-Regulator-Lubricator

#### Part No. 10681 1/2" NPT

- Unit has modular connections with mounting brackets for easy installation.

### Tune-Up Kit for Filter-Regulator-Lubricator

#### Part No. 96515

- Includes assorted parts to maintain FRL at peak efficiency.



## DynaJet In-Line Blow Gun

- Clean off work surfaces without disconnecting.
- Only connect once... permanently mounts between coupler & air hose.
- Purges air line of water & contaminants before starting up air tools.
- Durable aluminum construction, weighs only 0.06 kg (2 oz.).
- Each unit has 1/4" female NPT thread at both ends for easy installation.

### Part No. 94466 *Standard Design*

- Provides no restriction of air line pressure.

### Part No. 94467 *Safety Tip Design*

- Reduces line pressure down to 2 Bar (30 PSIG).
- Meets O.S.H.A. requirements of special relief hole in nozzle which limits pressure to 2 Bar (30 PSIG) when dead ended and used on an air line of 10.3 Bar (150 PSIG) or less.



Part Number	Thread Size	Weight	Air Flow Range
94466	1/4" Female NPT	.06 kg	Up to 991 LPM
94467	1/4" Female NPT	.06 kg	Up to 991 LPM

## Dynabrade Air Lube (10W/NR)

- Formulated for pneumatic equipment.
- Absorbs up to 10% of its weight in water.
- Prevents rust and formation of gum/sludge for longer tool operation with greater power and less downtime.

### Part No. 95821 *118 ml (4 oz.)*

### Part No. 95842 *473 ml (1 pt.)*

### Part No. 95843 *3.8 l (1 gallon)*

### Part No. 96101 *Display Box*

- Includes 24 bottles of 95821 Air Lube, 118 ml (4 oz.).



## Grease and Grease Gun

- Multi-purpose grease for all types of bearings, cams, gears.
- High film strength; excellent resistance to water, steam, etc.
- Workable range -18° C to 149° C (0° F to 300° F).

### Part No. 95541 *Push-Type Grease Gun*

- One-hand operation.

### Part No. 95542 *283.5 g (10 oz.) tube*



## Gear Oil

### Part No. 95848 *74 ml (2.5 oz.) tube*

- Formulated for Dynabrade geared tools utilizing a wick-type lubrication system.
- Apply every 8 hours of operation into tool's lubrication fitting.
- Failure to lubricate will cause premature gear failure and void warranty.
- Easy to apply using with Dynabrade P/N 95541 Grease/Oil Gun (shown, sold separately).

**NOTE:** For non wick-type lubrication systems, use 95542 Gear Grease.





***Chapter 6***  
***Additional Accessories***

***Pages 84 - 92***

*[www.dynabrade.com](http://www.dynabrade.com)*



## Drop-In Motors for Random Orbital Sanders

- Allows quick and easy replacement.
- No motor adjustments needed.
- Follow maintenance procedures as described in tool's parts page.

### For "D3" Dynorbital-Spirit® Models

All "D3" Random Orbital Sanders have serial numbers ending with letter 'G'.

76 mm (3") and 89 mm (3-1/2")	10 mm (3/8") Orbit	5 mm (3/16") Orbit	2.5 mm (3/32") Orbit
Single Motor	59450	59451	59452
Ten Pack	59470	59471	59472
Ten Pack w/Repair Tools	59460	59461	59462
127 mm (5") Dia. Models	10 mm (3/8") Orbit	5 mm (3/16") Orbit	2.5 mm (3/32") Orbit
Single Motor	59453	59454	59455
Ten Pack	59473	59474	59475
Ten Pack w/Repair Tools	59463	59464	59465
152 mm (6") Dia. Models	10 mm (3/8") Orbit	5 mm (3/16") Orbit	2.5 mm (3/32") Orbit
Single Motor	59456	59457	59458
Ten Pack	59476	59477	59478
Ten Pack w/Repair Tools	59466	59467	59468



### For "D3" Dynorbital® Silver Supreme Models

All "D3" Random Orbital Sanders have serial numbers ending with letter 'G'.

76 mm (3") Dia. Models	10 mm (3/8") Orbit	5 mm (3/16") Orbit	2.5 mm (3/32") Orbit
Single Motor	69450	69451	69452
Ten Pack	69467	69468	69469
89 mm (3-1/2") Dia. Models	10 mm (3/8") Orbit	5 mm (3/16") Orbit	2.5 mm (3/32") Orbit
Single Motor	69453	69454	69455
Ten Pack	69470	69471	69472
127 mm (5") Dia. Models	10 mm (3/8") Orbit	5 mm (3/16") Orbit	2.5 mm (3/32") Orbit
Single Motor	69456	69457	69458
Ten Pack	69473	69474	69475
152 mm (6") Dia. Models	10 mm (3/8") Orbit	5 mm (3/16") Orbit	2.5 mm (3/32") Orbit
Single Motor	69459	69460	69461
Ten Pack	69476	69477	69478



### For Pre-"D3" Dynorbital-Spirit® Models

All Pre-"D3" Random Orbital Sanders have serial numbers **without** letter 'G' at end.

76 mm (3") and 89 mm (3-1/2")	10 mm (3/8") Orbit	5 mm (3/16") Orbit	2.5 mm (3/32") Orbit
Single Motor	59450	59451	59452
Ten Pack	59470	59471	59472
Ten Pack w/Repair Tools	59460	59461	59462
127 mm (5") Dia. Models	10 mm (3/8") Orbit	5 mm (3/16") Orbit	2.5 mm (3/32") Orbit
Single Motor	59453	59454	59455
Ten Pack	59473	59474	59475
Ten Pack w/Repair Tools	59463	59464	59465
152 mm (6") Dia. Models	10 mm (3/8") Orbit	5 mm (3/16") Orbit	2.5 mm (3/32") Orbit
Single Motor	59456	59457	59458
Ten Pack	59476	59477	59478
Ten Pack w/Repair Tools	59466	59467	59468





# ADDITIONAL ACCESSORIES



## Drop-In Motor Repair Kit

**Part No. 59459**

- Special tools for proper disassembly/assembly of the Dynorbital-Spirit® drop-in motor.
- Includes: 57092 Repair Collar and 56058 Lock Ring Wrench.



## Tune-Up Kit

**Part No. 96510**

- Tune-up kit contains high and medium wear parts.



## Full Service Repair Kit

**Part No. 57098**

- Special tools for proper disassembly/assembly of the Dynorbital-Spirit®.
- Includes: 57092 Repair Collar, 56058 Lock Ring Wrench, 56056 Bearing Puller, 57091 Bearing Press Tool, 57099 Bearing Puller and 96034 12 mm Hex Wrench.



## Wrench

**Part No. 50679**

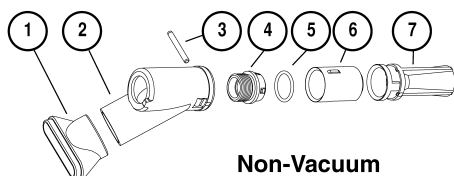
- Replacement 26 mm open-end wrench for changing sanding pads.

## Replacement Parts for Exhaust Assemblies

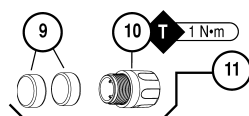
### For "D3" Models

Please check tool serial number before ordering. All "D3" Random Orbital Sanders have serial numbers ending with letter 'G'.

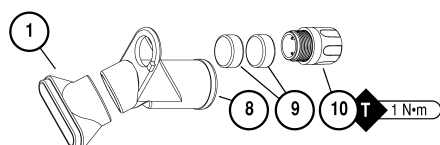
#### Self Generated Vacuum



#### Non-Vacuum



#### Central Vacuum



### Index Key

No.	Part #	Description	No.	Part #	Description
1	69364	Shroud Adapter	7	57067	Vac Tube
2	57083	Vacuum Adapter	8	57093	Vacuum Adapter
3	96197	Dowel Pin	9	56027	Muffler Insert (2)
4	57066	Muffler Body	10	69359	Muffler Cap
5	95526	O-Ring	11	69272	Muffler Assembly
6	59088	Vac Nozzle			

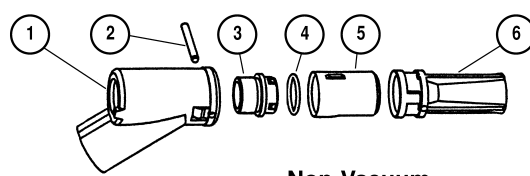
Optional: 30 quantity Muffler Insert available, P/N 56054.

## Replacement Parts for Exhaust Assemblies

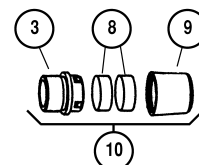
### For Pre-"D3" Models

Please check tool serial number before ordering. All Pre-"D3" Random Orbital Sanders have serial numbers **without** letter 'G' at end.

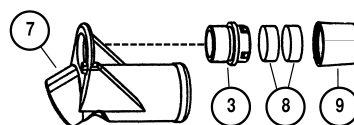
#### Self Generated Vacuum



#### Non-Vacuum



#### Central Vacuum



### Index Key


No.	Part #	Description	No.	Part #	Description
1	57083	Vacuum Adapter	6	57067	Vac Tube
2	96197	Dowel Pin	7	57093	Vacuum Adapter
3	57066	Muffler Body	8	56027	Muffler Insert (2)
4	95526	O-Ring	9	56028	Muffler Cap
5	59088	Vac Nozzle	10	59273	Muffler Assembly

Optional: 30 quantity Muffler Insert available, P/N 56054.

## Brush Ring for Palm-Style Random Orbital Sanders

**Part No. 72616** *Note: For use on pre-D3 models only*

- Plastic ring with angled brushes fits into the lip seal shroud of Dynabrade's 127 mm (5") and 152 mm (6") Palm-Style Random Orbital Sanders. Pressure is adjustable by using 0.4 mm plastic washers (P/N 95859).
- Reduces spinning of pad and decreases risk of abrasive aggressiveness.
- Improves dust collection.
- Spinning stops quicker when throttle lever is released.



## Vacuum Conversion Kits

### For "D3" Models

All "D3" Random Orbital Sanders have serial numbers ending with letter 'G'.

Pad Diameter	Converts Tool to	Kit Part Number
89 mm (3-1/2")	Self-Generated Vacuum	57118
89 mm (3-1/2")	Central Vacuum	57119
127 mm (5")	Self-Generated Vacuum	57120
127 mm (5")	Central Vacuum	57121
152 mm (6")	Self-Generated Vacuum	57122
152 mm (6")	Central Vacuum	57123



### For Pre-"D3" Models

All Pre-"D3" Random Orbital Sanders have serial numbers **without** letter 'G' at end.

Pad Diameter	Converts Tool to	Kit Part Number
127 mm (5")	Self-Generated Vacuum	57556
127 mm (5")	Central Vacuum	57557
152 mm (6")	Self-Generated Vacuum	57558
152 mm (6")	Central Vacuum	57559

## Overskirt Shrouds

- New enhanced vacuum capabilities – vacuum port diameter is increased by 110%, allowing maximum capture of dust and debris!
- Replace standard lip-seal shrouds in seconds. Protects pad edges when working near workpiece sides.

### For "D3" Models

All "D3" Random Orbital Sanders have serial numbers ending with letter 'G'.

Part Number	Pad Diameter
57084	76 mm (3")
	89 mm (3-1/2")
69362	127 mm (5")
69363	152 mm (6")

### For Pre-"D3" Models

All Pre-"D3" Random Orbital Sanders have serial numbers **without** letter 'G' at end.

Part Number	Pad Diameter
57084	76 mm (3")
	89 mm (3-1/2")
57086	127 mm (5")
57087	152 mm (6")



For "D3" Models



For Pre-"D3" Models

# ADDITIONAL ACCESSORIES

## Vinyl-Face Random Orbital Back-Up Pads

For use with DynaLocke® Sander, Two-Hand Dynorbital® Sanders, Random Orbital Sanders



### Vacuum



Part Number	Diameter	Thickness	Holes	Density	Max RPM	Thread
56100	127 mm (5")	10 mm (3/8")	5	Soft	13,000 RPM	Male 5/16"-24
56104	127 mm (5")	10 mm (3/8")	5	Medium	13,000 RPM	Male 5/16"-24
56176	127 mm (5")	16 mm (5/8")	5	Medium	13,000 RPM	Male 5/16"-24
56186	127 mm (5")	16 mm (5/8")	6	Soft	13,000 RPM	Male 5/16"-24
56241	127 mm (5")	10 mm (3/8")	5	Medium	13,000 RPM	Male 5/16"-24
56274	127 mm (5")	13 mm (1/2")	5	Extra Soft	13,000 RPM	Male 5/16"-24

56101	152 mm (6")	10 mm (3/8")	6	Soft	13,000 RPM	Male 5/16"-24
56105	152 mm (6")	10 mm (3/8")	6	Medium	13,000 RPM	Male 5/16"-24
56178	152 mm (6")	16 mm (5/8")	6	Medium	13,000 RPM	Male 5/16"-24
56188	152 mm (6")	16 mm (5/8")	6	Soft	13,000 RPM	Male 5/16"-24

### Channel Vacuum



Part Number	Diameter	Thickness	Holes	Density	Max RPM	Thread
56251	127 mm (5")	10 mm (3/8")	5	Soft	13,000 RPM	Male 5/16"-24
56252	127 mm (5")	10 mm (3/8")	5	Medium	13,000 RPM	Male 5/16"-24
56254	127 mm (5")	16 mm (5/8")	5	Medium	13,000 RPM	Male 5/16"-24
56256	127 mm (5")	16 mm (5/8")	5	Soft	13,000 RPM	Male 5/16"-24

56261	152 mm (6")	10 mm (3/8")	6	Soft	13,000 RPM	Male 5/16"-24
56262	152 mm (6")	10 mm (3/8")	6	Medium	13,000 RPM	Male 5/16"-24
56264	152 mm (6")	16 mm (5/8")	6	Medium	13,000 RPM	Male 5/16"-24
56266	152 mm (6")	16 mm (5/8")	6	Soft	13,000 RPM	Male 5/16"-24

### Non-Vacuum



Part Number	Diameter	Thickness	Density	Max RPM	Thread
56084	76 mm (3")	16 mm (5/8")	Medium	13,000 RPM	Male 5/16"-24
56086	76 mm (3")	16 mm (5/8")	Soft	13,000 RPM	Male 5/16"-24

56097	89 mm (3-1/2")	16 mm (5/8")	Soft	13,000 RPM	Male 5/16"-24
56098	89 mm (3-1/2")	16 mm (5/8")	Medium	13,000 RPM	Male 5/16"-24

56102	127 mm (5")	10 mm (3/8")	Soft	13,000 RPM	Male 5/16"-24
56106	127 mm (5")	10 mm (3/8")	Medium	13,000 RPM	Male 5/16"-24
56175	127 mm (5")	16 mm (5/8")	Medium	13,000 RPM	Male 5/16"-24
56185	127 mm (5")	16 mm (5/8")	Soft	13,000 RPM	Male 5/16"-24
56273	127 mm (5")	13 mm (1/2")	Extra Soft	13,000 RPM	Male 5/16"-24

56103	152 mm (6")	10 mm (3/8")	Soft	13,000 RPM	Male 5/16"-24
56107	152 mm (6")	10 mm (3/8")	Medium	13,000 RPM	Male 5/16"-24
56177	152 mm (6")	16 mm (5/8")	Medium	13,000 RPM	Male 5/16"-24
56187	152 mm (6")	16 mm (5/8")	Soft	13,000 RPM	Male 5/16"-24

56234	203 mm (8")	10 mm (3/8")	Medium	10,000 RPM	Mounts with 5 screws
-------	-------------	--------------	--------	------------	----------------------

# ADDITIONAL ACCESSORIES

## Vinyl-Face Gear-Driven Sanding Pads

For use with Two-Hand Gear-Driven Sanders



### Vacuum

Part Number	Diameter	Thickness	Holes	Density	Max RPM	Screws
57763	152 mm (6")	10 mm (3/8")	6	Medium	12,000 RPM	5
57381	152 mm (6")	10 mm (3/8")	8	Medium	10,000 RPM	6
56235	203 mm (8")	13 mm (1/2")	8	Medium	10,000 RPM	5

### Channel Vacuum

Part Number	Diameter	Thickness	Holes	Density	Max RPM	Screws
57772	152 mm (6")	10 mm (3/8")	6	Medium	12,000 RPM	4

### Non-Vacuum

Part Number	Diameter	Thickness	Density	Max RPM	Screws
57379	127 mm (5")	10 mm (3/8")	Medium	10,000 RPM	6
57761	127 mm (5")	10 mm (3/8")	Medium	12,000 RPM	5
57776	127 mm (5")	10 mm (3/8")	Medium	12,000 RPM	4
57762	152 mm (6")	10 mm (3/8")	Medium	12,000 RPM	5
57771	152 mm (6")	10 mm (3/8")	Medium	12,000 RPM	4
57380	152 mm (6")	10 mm (3/8")	Medium	10,000 RPM	6
56234	203 mm (8")	13 mm (1/2")	Medium	10,000 RPM	5

### Rubber Pads

Part Number	Diameter	Vacuum Type	Thickness	Holes	Density	Max RPM	Screws
54332	203 mm (8")	Non-Vacuum	13 mm (1/2")	0	Medium	1,500 RPM	5
54333	203 mm (8")	Vacuum	13 mm (1/2")	8	Medium	1,500 RPM	5

## Dynabug® II Back-Up Pads

For use with Dynabug® II Sanders



### Vacuum




Part Number	Dimension	Thickness	Holes	Attachment	Nap	Density	Screws
56324	70 x 197 mm (2-3/4" x 7-3/4")	10 mm (3/8")	8	Loop-Face	–	Medium	4
56326	70 x 197 mm (2-3/4" x 7-3/4")	10 mm (3/8")	8	Hook-Face	Short	Medium	4
56316	76 x 108 mm (3" x 4-1/4")	10 mm (3/8")	4	Hook-Face	Short	Medium	4
56319	83 x 127 mm (3-1/4" x 5")	10 mm (3/8")	8	Hook-Face	Short	Medium	4
56318	83 x 127 mm (3-1/4" x 5")	10 mm (3/8")	4+4	Hook-Face	Short	Medium	4

### Delta Shape

Part Number	Dimension	Thickness	Holes	Attachment	Nap	Density	Screws
56323	98 x 143 mm (4" x 5-3/4")	10 mm (3/8")	7	Hook-Face	Short	Medium	4
56325	98 x 143 mm (4" x 5-3/4")	10 mm (3/8")	7	Loop-Face	–	Medium	4

### Non-Vacuum

Part Number	Dimension	Thickness	Holes	Attachment	Nap	Density	Screws
56315	76 x 108 mm (3" x 4-1/4")	10 mm (3/8")	0	Hook-Face	Short	Medium	4
56343	76 x 108 mm (3" x 4-1/4")	10 mm (3/8")	0	Hook-Face	Long	Medium	4
56317	83 x 127 mm (3-1/4" x 5")	10 mm (3/8")	0	Hook-Face	Short	Medium	4
56331	108 x 114 mm (4-1/4" x 4-1/2")	10 mm (3/8")	0	Hook-Face	Short	Medium	4



# ADDITIONAL ACCESSORIES

## Dynabug® Back-Up Pads

For use with Dynabug® Sanders



### Vacuum



Part Number	Dimension	Thickness	Holes	Attachment	Nap	Density	Screws
57855	93 x 178 mm (3-2/3" x 7")	10 mm (3/8")	10	Vinyl-Face	–	Medium	4
57856	93 x 178 mm (3-2/3" x 7")	10 mm (3/8")	10	Hook-Face	Short	Medium	4

### Non-Vacuum



Part Number	Dimension	Thickness	Attachment	Nap	Density	Screws
57850	93 x 178 mm (3-2/3" x 7")	10 mm (3/8")	Vinyl-Face	–	Medium	4
57851	93 x 178 mm (3-2/3" x 7")	10 mm (3/8")	Hook-Face	Short	Medium	4
57852	93 x 178 mm (3-2/3" x 7")	10 mm (3/8")	Hook-Face	Long	Medium	4

## Dynaline Back-Up Pads

For use with Dynaline Sanders



### Vacuum



Part Number	Dimension	Thickness	Holes	Attachment	Nap	Density	Screws
56324	70 x 197 mm (2-3/4" x 7-3/4")	10 mm (3/8")	8	Loop-Face	–	Medium	2
57455	70 x 203 mm (2-3/4" x 8")	10 mm (3/8")	6	Vinyl-Face	–	Medium	2
57457	70 x 203 mm (2-3/4" x 8")	10 mm (3/8")	6	Hook-Face	Short	Medium	2
57855	93 x 178 mm (3-2/3" x 7")	10 mm (3/8")	10	Vinyl-Face	–	Medium	2
57856	93 x 178 mm (3-2/3" x 7")	10 mm (3/8")	10	Hook-Face	Short	Medium	2

### Non-Vacuum



Part Number	Dimension	Thickness	Attachment	Nap	Density	Screws
57454	70 x 203 mm (2-3/4" x 8")	10 mm (3/8")	Vinyl-Face	–	Medium	2
57456	70 x 203 mm (2-3/4" x 8")	10 mm (3/8")	Hook-Face	Short	Medium	2
57471	70 x 203 mm (2-3/4" x 8")	10 mm (3/8")	Hook-Face	Long	Medium	2
57850	93 x 178 mm (3-2/3" x 7")	10 mm (3/8")	Vinyl-Face	–	Medium	2
57851	93 x 178 mm (3-2/3" x 7")	10 mm (3/8")	Hook-Face	Short	Medium	2
57852	93 x 178 mm (3-2/3" x 7")	10 mm (3/8")	Hook-Face	Long	Medium	2

## File Board Sander Back-Up Pads

For use with File Board Sander



### Non-Vacuum



Part Number	Dimension	Thickness	Attachment	Nap	Density	Screws
57454	70 x 203 mm (2-3/4" x 8")	10 mm (3/8")	Vinyl-Face	–	Medium	2
57456	70 x 203 mm (2-3/4" x 8")	10 mm (3/8")	Hook-Face	Short	Medium	2
57471	70 x 203 mm (2-3/4" x 8")	10 mm (3/8")	Hook-Face	Long	Medium	2
57511	70 x 279 mm (2-3/4" x 11")	10 mm (3/8")	Vinyl-Face	–	Medium	2
57512	70 x 279 mm (2-3/4" x 11") w/Clips	10 mm (3/8")	Vinyl-Face	–	Medium	2
57513	70 x 279 mm (2-3/4" x 11")	10 mm (3/8")	Hook-Face	Short	Medium	2
57514	70 x 279 mm (2-3/4" x 11")	10 mm (3/8")	Hook-Face	Long	Medium	2



# ADDITIONAL ACCESSORIES

## Dynafine® Back-Up Pads

For use with Dynafine® Detail Sander



### Round Shape

#### Non-Vacuum

Part Number	Diameter	Thickness	Attachment	Nap	Density	Screws
58025	51 mm (2")	10 mm (3/8")	Loop-Face	–	Medium	2
58026	76 mm (3")	10 mm (3/8")	Loop-Face	–	Medium	2



### Triangular Shape

#### Non-Vacuum

Part Number	Dimension	Thickness	Attachment	Nap	Density	Screws
57950	73 x 79 mm (2-7/8" x 3-1/8")	10 mm (3/8")	Vinyl-Face	–	Medium	2
57951	73 x 79 mm (2-7/8" x 3-1/8")	10 mm (3/8")	Hook-Face	Short	Medium	2
57955	73 x 79 mm (2-7/8" x 3-1/8")	10 mm (3/8")	Hook-Face	Long	Medium	2



### Tear Drop Shape

#### Non-Vacuum

Part Number	Dimension	Thickness	Attachment	Nap	Density	Screws
57952	95 x 60 mm (3-3/4" x 2-3/8")	10 mm (3/8")	Vinyl-Face	–	Medium	2
57953	95 x 60 mm (3-3/4" x 2-3/8")	10 mm (3/8")	Hook-Face	Short	Medium	2
57954	95 x 60 mm (3-3/4" x 2-3/8")	10 mm (3/8")	Hook-Face	Long	Medium	3



## Wet Dynafine® Back-Up Pads

For use with Wet Dynafine® Detail Sander




#### Non-Vacuum

Part Number	Diameter	Thickness	Attachment	Nap	Density	Screws
58025	51 mm (2")	10 mm (3/8")	Loop-Face	–	Medium	2
58030	51 mm (2")	10 mm (3/8")	Vinyl-Face	–	Medium	2
58031	51 mm (2")	10 mm (3/8")	Hook-Face	Short	Medium	2
58026	76 mm (3")	10 mm (3/8")	Loop-Face	–	Medium	2
58032	76 mm (3")	10 mm (3/8")	Vinyl-Face	–	Medium	2
58033	76 mm (3")	10 mm (3/8")	Hook-Face	Short	Medium	2



# ADDITIONAL ACCESSORIES

## Threaded Adapters *User assumes all responsibility for using adapters safely*




### NPT Threaded Adapters

Part Number	Exposed Threads	Length	Wrench Flats
(aa) 95713	1/4" NPT Female – 1/8" NPT Male	25 mm (1")	–
(bb) 95714	3/8" NPT Female – 1/4" NPT Male	32 mm (1-1/4")	–
(cc) 95394	1/2" NPT Female – 3/8" NPT Male	44 mm (1-3/4")	–



### Collet-to-Thread Adapters

Part Number	Exposed Threads	Shank Diameter	Length	Wrench Flats
(aaa) 50103	1/4" Shank – 1/4"-20 Male	1/4"	32 mm (1-1/4")	11 mm
(bbb) 51032	1/4" Shank – 1/4"-20 Female	1/4"	38 mm (1-1/2")	–



### Threaded Adapters

Part Number	Exposed Threads	Length	Wrench Flats
(a) 04117	M x 8 Female – 3/8"-24 Male	19 mm (3/4")	12 mm
(b) 18908	M x 8 Female – 3/8"-24 Male	35 mm (1-3/8")	11 mm
(c) 54021	1/4"-28 Male – 1/4"-20 Male	30 mm (1-3/16")	14 mm
(d) 53181	3/8"-24 Male – 1/2"-20 Male	25 mm (1")	19 mm
(e) 50149	3/8"-24 Female – M14 x 2 Male	25 mm (1")	19 mm
(f) 50106	3/8"-24 Female – 1/4"-20 Male	27 mm (1-1/16")	14 mm
(g) 42636	3/8"-24 Female – 3/8"-24 Male	25 mm (1")	9 mm
(h) 93696	3/8"-24 Female – 3/8"-24 Male	25 mm (1")	17 mm
(i) 97103	3/8"-24 Female – 1/2"-20 Male	51 mm (2")	16 mm
(j) 53549	3/8"-24 Female – 1/2"-20 Male	51 mm (2")	16 mm
(k) 55064	3/8"-24 Female – 5/8"-11 Male	25 mm (1")	17 mm
(l) 55034	3/8"-24 Female – 5/8"-11 Male	35 mm (1-3/8")	17 mm
(m) 53652	3/8"-24 Female – 5/8"-11 Male	38 mm (1-1/2")	24 mm
(n) 98050	3/8"-24 Female – 5/8"-11 Male	51 mm (2")	3/4"
(o) 98085	3/8"-24 Female – 5/8"-11 Male	64 mm (2-1/2")	3/4"
(p) 51029	3/8"-24 Female – 1/4"-20 Female	38 mm (1-1/2")	16 mm
(q) 54039	3/8"-24 Female – 5/16"-24 Female	25 mm (1")	17 mm
(r) 14081	1/2"-20 Female – 5/8"-11 Male	44 mm (1-3/4")	19 mm
(s) 54040	5/8"-11 Female – 5/16"-24 Female	41 mm (1-5/8")	19 mm
(t) 58058	5/8"-11 Female – 5/8"-11 Male	51 mm (2")	19 mm
(u) 13060	5/8"-11 Female – 5/8"-11 Male	102 mm (4")	19 mm



***Chapter 7***  
***Practical Information***

***Pages 93-102***

*[www.dynabrade.com](http://www.dynabrade.com)*

# SAFETY INFORMATION

## General Safety Information

- Do not use Dynabrade Abrasive Power Tools for anything other than their intended application.
- For best performance, use a recommended air line filter-regulator-lubricator to always maintain 90 PSIG (6.2 Bar), unless otherwise stated. Pressure should be checked at the tool inlet while the tool is running.
- Do not expose air tool to inlet pressure above 90 PSIG (6.2 Bar).
- Always use recommended air hose, fittings and couplers and inspect them for wear and damage and replace when necessary.
- On regular basis check free speed of power tool with tachometer to ensure proper functionality of tools.
- A tool with unusual sound and/or vibration must not be operated and must be inspected and repaired. Hand/wrist/arm injury may result from repetitive motion or prolonged exposure to vibration.
- A preventative maintenance schedule is recommended to insure the proper functionality of power tools.
- Never lubricate or clean tools with flammable or volatile liquids.
- Dynabrade Power tool labels must be legible at all times. If not, reorder label(s) and replace.
- To prevent injury, always use eye, face, respiration, hearing and body protection while operating or in areas where abrasive power tools are being operated.
- Be sure that any loose clothing, hair and all jewelry is properly restrained.
- Keep hand and clothing away from working end of the power tool.
- Always work with firm footing, posture and proper lighting.
- Do not apply excessive force on a tool or apply "rough" treatment to the tool.
- Operate power tools with attention to the consistency of the work environment and the tool itself.
- Follow safety procedures posted in work area.
- Make sure that the work area is uncluttered, and visitors are at a safe range from the tools and debris.
- Use a vise or clamping device to hold work piece firmly in place.
- Electric Machines – Make sure proper electrical codes are followed, including safe wiring and proper grounding.

## Accessories and Abrasives

- Tool RPM must never exceed accessory RPM rating. Check accessory manufacturer for details on maximum operating speed or special mounting instructions.
- Always disconnect power before changing accessories or making machine adjustments and repairs.
- The aluminum Dynaswivel® air line connector or similar accessories must never be used on percussion tools such as chippers and rammers.
- Do not use damaged, bent or severely worn accessories.
- When using any tool with an abrasive product, follow all safety guidelines of abrasive manufacturers.

## Safe Operating Practices for Grinders and Sanders

- Every person involved in operating, repairing and/or supervising grinding machines or wheels should be familiar with the contents of ANSI B7.1.
- Never mount non-reinforced grinding wheels on any Dynabrade tool.

- If the speed is higher than the RPM marked on the tool, the tool must be serviced to correct the cause of the over speed condition before use.
- Always use required wheel guards. Never remove a wheel guard that has been specified for the machine. Damaged, bent and severely worn guards must be replaced.
- Improper mounting of grinding wheels is one major cause of grinding wheel failure. Each type of grinding wheel requires a different mounting method, spindle diameter and flange dimension.
- In every case, the Safety Code (ANSI B7.1) should be consulted for proper handling, storage, inspection and mounting information.
- All grinding wheels and mounting accessories should be closely inspected before installation and use.
- Protect accessories from exposure to water, solvents, high humidity, freezing temperatures and extreme temperature changes. Store accessories in protective racks or compartments to prevent damage.
- When using a new grinding wheel, or one that has been out of service for an extended period of time, the operator should start the machine under a steel workbench with proper wheel guard in place. It should be run for at least one minute. If the wheel is defective or improperly mounted, this is the time it will usually fail.
- Proper machine maintenance procedures are one of the most important aspects of safety in the use of abrasive wheels. Particular attention should be placed to those components or parts which can effect the speed (RPM) of a tool, such as governors on air grinders.

## Machine Specifications

Machine specifications are believed to be accurate at time of printing. However, due to design changes, exact specifications of current tools may vary from the listed data.

It is our policy to test and measure our tools in a ready-to-use condition and to state the test results in industry-accepted terms. Dynabrade measures typical production tools using the recommended air hose size, 90 PSIG air line pressure measured at tool inlet, and all muffling and speed control mechanisms. Compromises to these real-use operating conditions can artificially enhance performance measurements.

### *For tool specifications listed in this catalog:*

- **HOSE SIZE** denotes the recommended inside diameter of the air hose that should be used with the tool for maximum performance.
- **WEIGHT** includes all the parts required to run the tool except the airline, abrasive, or attachment.
- **RPM** is measured under no-load conditions.
- **HORSEPOWER** is an averaged maximum rating of production tools under ready-to-use conditions.
- Maximum air flow is measured in **STANDARD CUBIC FEET PER MINUTE (SCFM)** and is an averaged maximum rating, recorded at free speed on non-governed tools or at maximum horsepower on governed tools. Dynabrade adheres to this standard of measurement.

It is usually sufficient to directly compare the SCFM of the tool with the compressor's inlet CFM rating to determine how many tools a particular compressor will run. Depending upon the duty cycle of the tools, a compressor with a storage tank may allow it to run tools with a larger consumption than it's output.

- **SOUND LEVEL** is the sound pressure measurement according to the method outlined in ISO regulation ISO-15144.



## Ergonomics

Ergonomics helps adapt the job to the person, rather than forcing the person to fit the job. Adapting the job to fit the worker can help reduce ergonomic stress and eliminate many potential ergonomic disorders. The objective of ergonomics is to adapt the job and workplace to the worker by designing tasks, work stations, tools and equipment that are within the worker's physical capabilities and limitations. Major causes of many current ergonomic problems are technological advances such as more specialized tasks, higher assembly line speeds, and increased repetition, plus a lack of ergonomically designed technologies. Consequently, worker's hands,

wrists, arms, shoulders, backs and legs may be subjected to thousands of repetitive twisting, forceful or flexing motions during a typical workday. In many instances, some machine tools and work environment are often poorly designed, placing undue stress on the worker's tendons, muscles and nerves. Recognizing ergonomic hazards in the workplace is the essential first step in correcting the hazards and improving worker protection. The proper Dynabrade tool and work environment can help reduce the contributing factors associated with cumulative trauma disorders.

## Dynabrade Tools Meet the Following High Quality Standards

Ergonomics and operator comfort have worked their way into each Dynabrade air tool design. Factors including, vacuum, vibration, insulation and noise (VVIN) are addressed at every integral design stage. VVIN is now critical to our research and development of new products as we continue to meet the challenging needs of the market place.

### Vacuum

Airborne sanding particles can cause severe inflammation of the eyes and lung tissue, varying on the degree of exposure and the type of airborne contaminants involved. It is because of this danger that Dynabrade manufactures self-generated and central vacuum tools that direct airborne sanding particles away from the operator and the air motor, reducing contamination and the cause of risk to the operator.



### Vibration

All hand-held machines transmit vibration to an operator's hand while in operation. Operators that work with vibrating machines for extended periods of time risk many types of injury. The most common are vascular injury, nerve injury, skeletal injury and joint injury. To help reduce vibration, we have built-in features such as composite housings and rubber overmolds, plus superiorly balanced motors and shafts. In addition, Dynabrade premium Sanding Pads are manufactured with unique one-piece hub assembly, ensuring lower vibration levels.

### Insulation

Cold caused by pneumatic powered tools can cause a variety of work related injuries. Dynabrade manufactures a variety of tools with thermal-insulated housings that help prevent cold temperature transmission to the operator, reducing the risk of white finger disease and other related injuries.




### Noise

High sound levels over an extended period of time can damage hearing. New enhancements to muffling systems, exhaust overhose protection and other tool design factors further reduce tool sound levels in the workplace.

### Properly Designed Tool

An example of how a properly designed tool assists in reducing work injuries is Dynabrade's 7° Offset, Gearless Front Exhaust Die Grinder:

- Lightweight composite housing with anti-slip ring reduces cold air transmission to operator's hand.
- Handle is offset 7° for greater operator comfort and control.
- Gearless design reduces vibration.
- Smaller collet design reduces excessive run-out and reduces vibration.
- Low profile for greater operator control to work in hard to reach areas.



### Unique Vacuum Design

Anti-clog design enhances vacuum pick-up and directs dust away from the air motor. Ask about our self-contained dust collection systems and vacuum shrouds.



### Less Vibration

Composite base and integrated rubber over-mold create a non-slip feel and insulate from cold air.

### Insulated Handle

Helps insulate from cold air... now standard on most tools.



### Low Sound Levels

Rear exhaust muffler standard on many models.

### Optional Overhose Assembly

May be used to further reduce noise levels by as much as 5 dB(A). Overhose redirects exhaust away from operator and workpiece.





# PRODUCT INFORMATION

## Tool Maintenance Is Important

Air tools do require maintenance to keep them running in tip-top shape. Problems can occur if maintenance is not performed. Moisture can gather in air lines and be blown into air tools during use.

Motor lubrication is necessary. Greater performance and longevity of air tools can be expected with the use of a filter-regulator-lubricator. A clean, dry, air source and proper lubrication with a good-grade non-detergent oil (such as Dynabrade Air Lube on page 41) is a preventative measure that will go a long way – and potentially save on costly repairs.

Run Dynabrade air tools at 90 PSI or less, unless otherwise specified. Running the tools at higher pressures can be the cause of unnecessary premature wear and can contribute to an unsafe condition.

## Customer Service

Dynabrade's customer service staff has one very important job – to make sure that you are completely satisfied with your order. Our service department is staffed with highly-trained people, ready to serve you in any way they can, from technical advice and order taking to rush shipments.

## Dynabrade Tools Meet the Following High Quality Standards

Ergonomics and operator comfort have worked their way into each Dynabrade air tool design. Factors including Vacuum, Vibration, Insulation and Sound are addressed at every integral design stage. These factors are critical to our research and development of new products as we continue to meet the needs of the marketplace.

### ➤ VACUUM

Airborne sanding particles can cause severe inflammation of the eyes and lung tissue, varying on the degree of exposure and the type of airborne contaminants involved. It is because of this danger that Dynabrade manufactures self-generated and central vacuum tools that direct airborne particles away from the operator, air motor and work surfaces.

### ➤ VIBRATION

All hand-held machines transmit vibration to an operator's hand while in operation. Operators that work with vibrating machines for extended periods of time risk many different types of injury. The main types of injuries that are likely to occur are vascular injury, nerve injury, skeletal injury and joint injury. To help reduce vibration, we have built features into our tools that include composite housings, rubber overmolds and insulated handles.

### ➤ INSULATION

Cold caused by pneumatic-powered tools can cause a variety of work-related injuries. Dynabrade manufactures a variety of tools with thermal-insulated housings to reduce cold air transmission to the operator, reducing the risk of whitefinger disease and other injury-related symptoms.

### ➤ SOUND

High sound levels over an extended period of time can damage hearing. New enhancements to muffling systems, exhaust protection and other tool design factors further reduce tool sound levels in the workplace.

## TECH TIP - Air Consumption

**"Air Consumption"** is an averaged maximum rating, recorded at free speed on non-governed tools and at maximum horsepower on governed tools, and expressed in SCFM (Standard Cubic Feet Per Minute). Dynabrade adheres to this standard of measurement. It is usually sufficient to directly compare the tool's SCFM consumption with the compressor's inlet CFM rating to determine if and how many tools a particular compressor will run. Depending on the duty cycle of the tool, storage tanks may allow a compressor to run a tool that has a larger consumption than the compressor has output. **NOTE:** Some manufacturers may present air consumption figures using ACFM (Actual Cubic Feet Per Minute), which is the "flow rate of air measured at a given reference point at the given pressure." This enables these manufacturers to seemingly gain a competitive advantage, although SCFM is the accepted term that most manufacturers (including Dynabrade) use. Typical airflow for a random orbital sander is 15 SCFM (2.1 CFM @ 90 PSIG). If a tool user compares the 15 SCFM of consumption to the compressor inlet CFM directly (1:1), proper sizing will occur. If the 2.1 CFM rating is compared directly to the compressor's inlet CFM rating, the compressor may be drastically under-sized. As a consumer, one should question any tools that claim to produce high horsepower with unusually low air consumption and/or weigh much less than Dynabrade models!

## DYNABRADE EUROPE S.à r.l.

Zone Artisanale Op Tomm 6

L-5485 Wormeldange—Haut, Luxembourg

Telephone: +352 768 494 1

Fax: +352 768 495

[www.dynabrade.com](http://www.dynabrade.com)



# WARRANTY INFORMATION

## Dynabrade Pneumatic Tools Lifetime Warranty

All tools must be registered at [www.Dynabrade.com](http://www.Dynabrade.com) to qualify for Lifetime Warranty. Tools purchased beginning August 18, 2008 may be registered for Lifetime Warranty. Lifetime Warranty applies only to portable pneumatic tools manufactured by Dynabrade, Inc. in the USA. Warranty applies only to the original tool owner; warranty is non-transferable.

All Dynabrade portable pneumatic power tools are rigorously inspected and performance tested in our factory before shipping to our customers.

Dynabrade warrants all Dynabrade portable pneumatic power tools against defects of workmanship and materials under normal use and service for the lifetime of the tool as set forth herein.

Upon examination and review at Dynabrade's factory, Dynabrade shall confirm whether the tool qualifies for warranty status, in which case Dynabrade will repair or replace the tool at no charge to the customer.

This warranty is contingent upon proper use of the tool in accordance with factory recommendations, instructions and safety practices. It shall not apply to equipment that has been subjected to misuse, negligence, accident or tampering in any way so as to affect its normal performance.

This warranty does NOT cover normally wearable parts and accessories, including, but not limited to, bearings, contact wheels, rotor blades, regulators, valve stems, levers, shrouds, guards, O-rings, seals, gaskets and other wearable parts. Dynabrade only warrants such normally wearable parts and accessories against manufacturing defects at the time of receipt. If, upon receipt and prior to use, a normally wearable part or accessory is found to be defective, Dynabrade will repair or replace such part or accessory at no charge to the customer.

To activate Lifetime Warranty, customer must register each portable pneumatic power tool at [www.dynabrade.com](http://www.dynabrade.com). Dynabrade will not honor Lifetime Warranty on unregistered tools. A one-year warranty will be honored on all unregistered portable pneumatic power tools. (In European countries, warranty on unregistered tools will be two years.) Customer must return the defective unregistered tool to Dynabrade within one year (or two years in European countries) from the date of purchase.

To be considered for warranty, tools must be sent back to our factory, transportation prepaid by user. Please send tool back to attention "Repair Department" with note fully explaining the nature of the problem along with a copy of original invoice indicating model and serial number.

THIS WARRANTY IS MADE IN LIEU OF ALL OTHER WARRANTIES, EXPRESS OR IMPLIED, INCLUDING, BUT NOT LIMITED TO, WARRANTIES OF MERCHANTABILITY OR FITNESS FOR A PARTICULAR PURPOSE, AND THERE ARE NO OTHER WARRANTIES THAT EXTEND BEYOND THIS EXPRESS WARRANTY.

Dynabrade will not be liable for damages to products, other property or persons due to improper use or through attempts to use products for other than their intended use. DYNABRADE WILL NOT BE LIABLE TO CUSTOMER OR ANY THIRD PARTY FOR ANY SPECIAL, CONTINGENT, INCIDENTAL, INDIRECT OR CONSEQUENTIAL DAMAGES. Dynabrade's liability with respect to a claim for any other damages arising out of or connected with the manufacture, sale, purchase, non-delivery, use or performance of any product sold by Dynabrade will in no event exceed to the price paid for the product.

## Dynabrade Autobrade Red® Tools 6-Month Warranty

Dynabrade warrants all "Autobrade Red®" tools against defects in workmanship and materials under normal use and service for a period of 6 months from the date of purchase as set forth herein.

Customer must return the defective tool to Dynabrade within 6 months from the date of purchase. Upon examination and review at Dynabrade's factory, Dynabrade shall confirm whether the tool qualifies for warranty status, in which case Dynabrade shall repair or replace the tool at no charge to the customer.

This warranty is contingent upon proper use of the "Autobrade Red®" tool in accordance with factory recommendations, instructions and safety practices. It shall not apply to equipment that has been subjected to misuse, negligence, accident or tampering in any way so as to affect its normal performance. This warranty does NOT apply in the following cases: (i) consumables such as sanding pads, etc.; (ii) lack of lubrication or evidence of rust, dirt or corrosion; (iii) tools requiring normal tune-up or cleaning; (iv) tools being used after they are badly worn such as using ratchet with worn yoke; (v) ratchet anvils damaged by excessive hand torquing; (vi) use in production-type applications.

This warranty does NOT cover normally wearable parts and accessories, including, but not limited to, bearings, contact wheels, rotor blades, regulators, valve stems, levers, shrouds, guards, O-rings, seals, gaskets and other wearable parts. Dynabrade only warrants such normally wearable parts and accessories against manufacturing defects at the time of receipt. If, upon receipt and prior to use, a normally wearable part or accessory is found to be defective, Dynabrade will repair or replace such part or accessory at no charge to the customer.

To be considered for warranty, tools must be sent back to our factory, transportation prepaid by user. Please send tool back to attention "Repair Department" with note fully explaining the nature of the problem along with a copy of original invoice indicating model and serial number.

THIS WARRANTY IS MADE IN LIEU OF ALL OTHER WARRANTIES, EXPRESS OR IMPLIED, INCLUDING, BUT NOT LIMITED TO, WARRANTIES OF MERCHANTABILITY OR FITNESS FOR A PARTICULAR PURPOSE, AND THERE ARE NO OTHER WARRANTIES THAT EXTEND BEYOND THIS EXPRESS WARRANTY.

Dynabrade will not be liable for damages to products, other property or persons due to improper use or through attempts to use products for other than their intended use. DYNABRADE WILL NOT BE LIABLE TO CUSTOMER OR ANY THIRD PARTY FOR ANY SPECIAL, CONTINGENT, INCIDENTAL, INDIRECT OR CONSEQUENTIAL DAMAGES. Dynabrade's liability with respect to a claim for any other damages arising out of or connected with the manufacture, sale, purchase, non-delivery, use or performance of any product sold by Dynabrade will in no event exceed to the price paid for the product.

## Dynabrade Electric Tools 6-Month Warranty

Dynabrade warrants all electric tools against defects in workmanship and materials under normal use and service for a period of 6 months from the date of purchase. All conditions of "Autobrade Red" tool 6-month warranty also apply to Dynabrade electric tools.

## Dynabrade 90-Day Warranty on Reconditioned and Repaired Tools

All reconditioned and repaired tools manufactured by Dynabrade have been refurbished by Dynabrade's factory experts, and have undergone rigorous testing to ensure that they meet our high standards of quality.

Dynabrade warrants all reconditioned and repaired tools manufactured by Dynabrade against defects in workmanship and materials under normal use and service for a period of 90 days from the date of purchase as set forth herein.

Customer must return the defective tool to Dynabrade within 90 days from the date of purchase. Upon examination and review at Dynabrade's factory, Dynabrade shall confirm whether the tool qualifies for warranty status, in which case Dynabrade shall repair or replace the tool at no charge to the customer.

This warranty is contingent upon proper use of the reconditioned and repaired tool in accordance with factory recommendations, instructions and safety practices. It shall not apply to equipment that has been subjected to misuse, negligence, accident or tampering in any way so as to affect its normal performance.

This warranty does NOT cover normally wearable parts and products, including, but not limited to, bearings, contact wheels, rotor blades, regulators, valve stems, levers, shrouds, guards, O-rings, seals, gaskets and other wearable parts. Dynabrade only warrants such normally wearable parts and accessories against manufacturing defects at the time of receipt. If, upon receipt and prior to use, a normally wearable part or accessory is found to be defective, Dynabrade will repair or replace such part or accessory at no charge to the customer.

To be considered for warranty, tools must be sent back to our factory, transportation prepaid by user. Please send tool back to attention "Repair Department" with note fully explaining the nature of the problem along with a copy of original invoice indicating model and serial number.

THIS WARRANTY IS MADE IN LIEU OF ALL OTHER WARRANTIES, EXPRESS OR IMPLIED, INCLUDING, BUT NOT LIMITED TO, WARRANTIES OF MERCHANTABILITY OR FITNESS FOR A PARTICULAR PURPOSE, AND THERE ARE NO OTHER WARRANTIES THAT EXTEND BEYOND THIS EXPRESS WARRANTY.

Dynabrade will not be liable for damages to products, other property or persons due to improper use or through attempts to use products for other than their intended use. DYNABRADE WILL NOT BE LIABLE TO CUSTOMER OR ANY THIRD PARTY FOR ANY SPECIAL, CONTINGENT, INCIDENTAL, INDIRECT OR CONSEQUENTIAL DAMAGES. Dynabrade's liability with respect to a claim for any other damages arising out of or connected with the manufacture, sale, purchase, non-delivery, use or performance of any product sold by Dynabrade will in no event exceed to the price paid for the product.

## Dynabrade Portable Vacuums Two-Year Warranty

Dynabrade warrants all Portable Vacuums manufactured by Dynabrade against defects in workmanship and materials under normal use and service for a period of 2 years from the date of purchase as set forth herein.

Customer must return the defective vacuum to Dynabrade within 2 years from the date of purchase. Upon examination and review at Dynabrade's factory, Dynabrade shall confirm whether the vacuum qualifies for warranty status, in which case Dynabrade shall repair or replace the vacuum at no charge to the customer.

This warranty is contingent upon proper use of the Portable Vacuum in accordance with factory recommendations, instructions and safety practices. It shall not apply to equipment that has been subjected to misuse, negligence, or accident, such as using incorrect filters. It shall also not apply to equipment that has been tampered with in any way so as to affect its normal performance.

This warranty does NOT cover normally wearable parts and products, including, but not limited to, electrical motor brushes, hoses, couplers, filters, dust bags and other wearable parts. Dynabrade only warrants such normally wearable parts and accessories against manufacturing defects at the time of receipt. If, upon receipt and prior to use, a normally wearable part or accessory is found to be defective, Dynabrade will repair or replace such part or accessory at no charge to the customer.

To be considered for warranty, vacuums must be sent back to our factory, transportation prepaid by user. Please send vacuum back to attention "Repair Department" with note fully explaining the nature of the problem along with a copy of original invoice indicating model and serial number.

THIS WARRANTY IS MADE IN LIEU OF ALL OTHER WARRANTIES, EXPRESS OR IMPLIED, INCLUDING, BUT NOT LIMITED TO, WARRANTIES OF MERCHANTABILITY OR FITNESS FOR A PARTICULAR PURPOSE, AND THERE ARE NO OTHER WARRANTIES THAT EXTEND BEYOND THIS EXPRESS WARRANTY.

Dynabrade will not be liable for damages to products, other property or persons due to improper use or through attempts to use products for other than their intended use. DYNABRADE WILL NOT BE LIABLE TO CUSTOMER OR ANY THIRD PARTY FOR ANY SPECIAL, CONTINGENT, INCIDENTAL, INDIRECT OR CONSEQUENTIAL DAMAGES. Dynabrade's liability with respect to a claim for any other damages arising out of or connected with the manufacture, sale, purchase, non-delivery, use or performance of any product sold by Dynabrade will in no event exceed to the price paid for the product.



# RECOMMENDED AIR SYSTEM

## Pneumatic Power Tools Have Several Advantages over Electric Power Tools

*One of the major advantages is durability, however, to make full use of that advantage, some important steps must be followed.*

### A sufficient supply of compressed air is necessary

The air system must be able to deliver an adequate volume of air and maintain the rated operating pressure at the inlet of the tool.

### The supply of air must be free of contamination

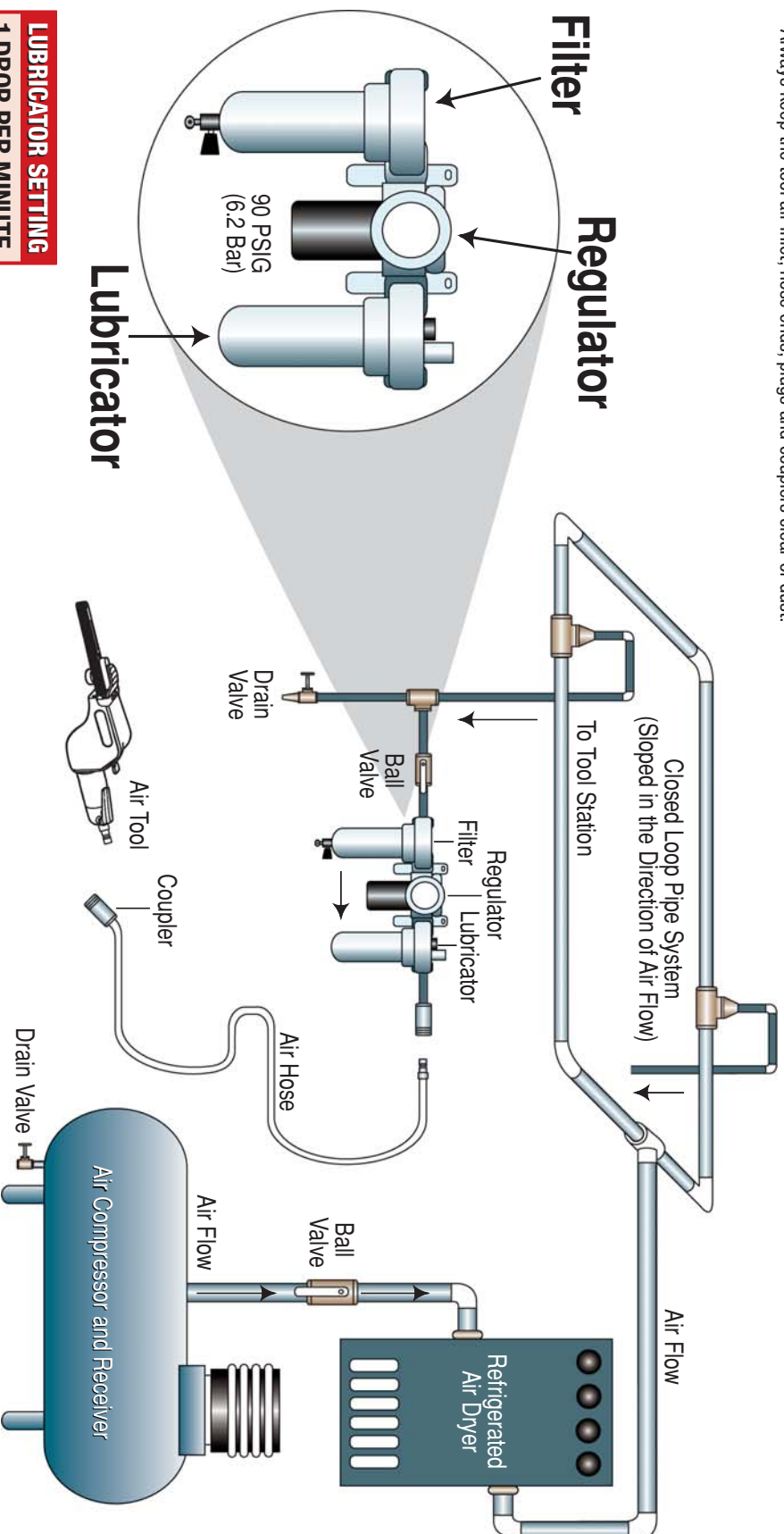
The types of contamination that need to be eliminated are water (condensation produced by the temperature change while compressing the air), rust scale (rust particles produced inside iron pipes), and atmospheric dust, (dust that is pulled into the compressor from the work environment). Also, it is important to keep dust and debris from entering the air motor when the tool is disconnected from the air supply hose. Always keep the tool air inlet, hose ends, plugs and couplers clear of dust.

### Lubrication (oil) through the air supply is important

Supplying oil to rotary vane air motors reduces friction and wear of the moving parts and provides protection for steel components.

### Filter-Regulator-Lubricator is Recommended

As an air tool manufacturer, Dynabrade recommends the use of a Filter-Regulator-Lubricator at each tool station. We also encourage the use of correctly sized accessories that will deliver a sufficient supply of air. Some examples of Dynabrade air tool accessories are Dynaswivel® airline connectors, quick disconnect fittings, and in-line blow guns. All of these accessories make for suitable additions to any compressed air system.



**LUBRICATOR SETTING**  
**1 DROP PER MINUTE**  
**20 SCFM (566 LPM)**

# SELECTING A COMPRESSOR

## Guidelines for Matching Proper Compressor to Workplace

### A) Compressor Type *Base on your PSIG (Bar) needs*

**0 to 80 PSIG (5.5 Bar)**– You may only need a single stage compressor.

**80 to 250 PSIG (17.2 Bar)**– You will need a two-stage compressor.

Two-stage compressors are recommended when tool use is continuous.

**Note:** Dynabrade air tools require operating air pressure of 90 PSIG (6.2 Bar).

### B) Air Consumption

Determine the total demand SCFM (LPM). List the requirements for all equipment, tools and other air consumption variables (both continuous and intermittent air usage demands).

### C) Compressor Horsepower (hp)

Use the determined total demand SCFM (LPM) and add approximately 20% for system variables.

Add \_\_\_\_\_% for (your) future growth.

If the above total equals less than 100 SCFM (2,832 LPM) divide this total by 4 to find the compressor hp.

If the total is over 100 SCFM (2,832 LPM) divide by 5 to find the compressor hp.

**Example:** System requirements = 165 SCFM (4,673 LPM) @ 100 PSIG (6.9 Bar)

$$165 \div 5 = 33 \text{ hp}$$

Resulting in a suggested compressor size:

**30 hp to 40 hp** compressor

### D) Tank Size

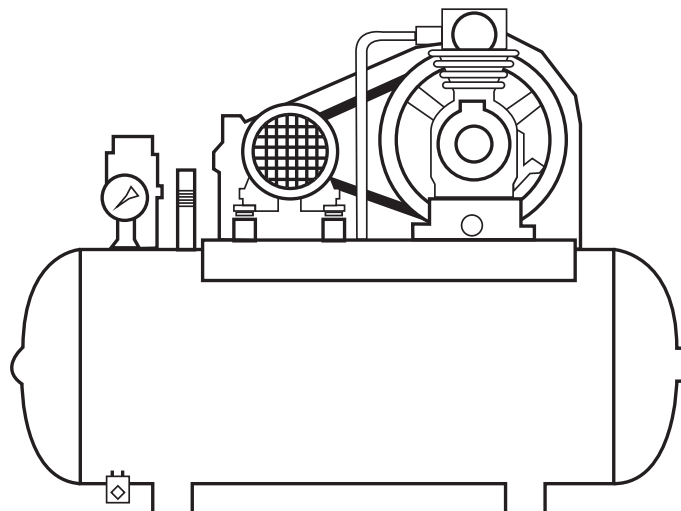
As a general rule, the larger the tank, the better the system. Use a larger tank for installations where large flows of short duration are needed.

**Example:** For a **5 hp** compressor use a **60 Gal. (227 L)**, **80 Gal. (303 L)** or **120 Gal. (454 L)** storage tank.

### E) Controls

**Stop-Start** – The motor stops when the compressor unloads and starts again when the pressure in the receiver drops. Use a stop-start pressure switch control for a small system. (Compressors up to 15 hp.)

**Continuous Run** – Equipped with constant pressure control, loading and unloading as the supply of compressed air in the receiver drops or reaches a maximum.





# MAINTAINING ADEQUATE AIR FLOW

## Prevent and Eliminate Air Supply Restrictions

### Common Causes of Restriction

- The air supply hose is too long.
- The inside diameter (i.d.) of the hose is too small.
- The air connections or fittings have inside diameters that are too small.
- There are too many air connections or fittings being used.
- If an inline filter is being used, the unit may be too small or the filter element may be plugged.
- If an inline regulator is being used, the unit may be too small, not adjusted properly or defective.
- The air supply hose, air fitting, air tool inlet or air tool exhaust may be plugged.
- If the air tool has a speed regulator, it may be closed.

### Air Hose Supply

- Use the air supply hose with the correct inside diameter as is recommended by the air tool manufacturer.
- Use the shortest air supply hose possible for the task being performed.
- Longer air supply hoses require larger inside diameters.
- Coiled air supply hoses appear much shorter than they actually are. When using a coiled hose, make sure that the inside diameter is large enough to compensate for the length (see chart below).

### Air Supply Hose Recommended Chart

- Choose the correct Inside Diameter (I.D.) and Length of Air Supply Hose.

**NOTE:** To increase the length of air supply hose it will be necessary to increase the inside diameter of the hose.

Air Motor SCFM (Standard Cubic Feet per Minute)	Hose & Fitting I.D. Required	Recommended Length Air Supply Hose
22 SCFM (623 LPM)	8 mm (1/4")	0.3048 m – 2.44 m (1' - 8')
28 SCFM (793 LPM)	10 mm (3/8")	0.3048 m – 7.6 m (1' - 25')
35 SCFM (991 LPM)	10 mm (3/8")	0.3048 m – 6.10 m (1' - 20')
45 SCFM (1,274 LPM)	10 mm (3/8")	0.3048 m – 3.042 m (1' - 10')
73 SCFM (2,067 LPM)	15 mm (1/2")	0.3048 m – 6.10 m (1' - 20')

### Flexible Air Supply Hoses *(Available from Dynabrade)*

- 3/8" I.D. with two male 1/4" NPT fittings. **Part No. 11292** - 8 feet (2.44 m) long
- 1/2" I.D. with one male and one female 1/2" NPT fitting. **Part No. 95870** - 5 feet (1.53 m) long

### Air Supply Connectors/Accessories

- Compare airflow SCFM (LPM)



#### Common Plug Connector

25 SCFM (708 LPM)  
.2010 in. (5.11 mm) I.D.



#### Dynabrade Plug Connector

76 SCFM (2,152 LPM)  
.3070 in. (7.80 mm) I.D.

**NOTE:** All information is based on the size of the Inside Diameter @ 90 PSIG (6.2 Bar) in conjunction with the mating coupler.

### How to Measure a Typical Plug

**NPT**  
(National Pipe Thread)  
is the thread size.  
(i.e. 1/4" NPT)






# AIR TOOL & SYSTEM PERFORMANCE ASSURANCE

## AIR TOOL INSPECTION

### ☐ Inspect the air tool.



### ☐ Is the tool's air inlet clean?



### ☐ Is the tool's exhaust (muffler/silencer) clean?



### ☐ Has the motor been oiled?



This silencer shows evidence of oil.



This air motor received "Last-Rites Oil."

Notice, the puddle of oil appears clean.

### ☐ Can the tool's spindle be turned by hand?



"The spindle won't turn." This usually indicates broken vanes.

Generally, broken vanes indicate that the motor has not been oiled regularly.

## AIR SYSTEM CHECK

### Tachometer

- ☐ Affix a 1/2" (12 mm) square piece of reflective tape to the tool's spindle or pad.
- ☐ Aim the Laser Pointer at the reflective tape and run the tool. (Operational distance: 2"/50 mm to 20"/500 mm)
- ☐ Read RPM. (Notice: Refer to User's Manual for more detailed instructions.)

### PSI Gauge

- ☐ Connect Air Gauge and air supply hose to the air inlet of the tool.
- ☐ Run the tool and adjust air supply pressure to 90 PSIG (6.2 Bar).

### Condition of Coupler and Plug

- ☐ Check for wear or damage to coupler and/or plug.
- ☐ Can the I.D. of the plug supply enough air to the tool?

### Condition of Air Hose

- ☐ Check to see if the hose is frayed or cracked? (see "Cost of an Air Hose Leak" on reverse side)
- ☐ What is the length of the hose?
- ☐ Match length and I.D. of hose to air requirement of tool.
- ☐ Is there a hose reel?

### Condition of Air Hose (Continued)

- ☐ How many coupler connections exist from the drop to the workbench?
- ☐ Are there any "T's" or a manifold at the workbench?
- ☐ How can Dynaswivel® prolong the life of the hose?



### Filter-Regulator-Lubricator

- ☐ FRL – is it present? If yes, is it working?
- ☐ Filled with oil? Set for proper lubrication?
- ☐ What type of oil? (Weight, Non-detergent vs. Detergent – Notice: Non-detergent oils contain little to no solvents. Air Tool Oils with "conditioner" usually contain solvents. Example: Both Marvel® Air Tool Oil and Marvel® Mystery Oil contain mineral spirits, a common solvent used as paint thinner.)
- ☐ Are there reducer bushings being used to connect the air supply to the FRL?
- ☐ What size is the fitting connecting the FRL to the air line that is supplying the air to the workbench?
- ☐ Are there any "T's" or manifolds coming directly off the FRL?
- ☐ What material is the pipe that is carrying the air supply? Black Iron?

# AIR TOOL & SYSTEM PERFORMANCE ASSURANCE

## AIR SUPPLY HOSE RECOMMENDATIONS

Air Motor SCFM	Hose and Fitting I.D.	Recommended Length
<b>22</b> (623 LMP)	<b>1/4"</b>	<b>1' - 8'</b>
<b>28</b> (793 LMP)	<b>3/8"</b>	<b>1' - 25'</b>
<b>35</b> (991 LMP)	<b>3/8"</b>	<b>1' - 20'</b>
<b>45</b> (1274 LMP)	<b>3/8"</b>	<b>1' - 10'</b>
<b>73</b> (2067 LMP)	<b>1/2"</b>	<b>1' - 20'</b>

## RANDOM ORBITAL SANDER SWIRL-FREE CHECKLIST

### Equipment Check:

#### Random Orbital Sander

- ☐ **90 PSIG (6.2 Bar) is the required operating air supply pressure.** Check the air pressure at the sander while it is running. Note: Promote the use of Dynabrade maximum flow plugs and couplers to ensure proper airflow.
- ☐ **Confirm that the tool is running at the rated "Free Speed" RPM.** On an average a 10,000 RPM non-vacuum sander will run at 9,500 RPM; a 12,000 RPM non-vacuum sander will run at 11,500 RPM. A vacuum sander normally runs slightly slower.
- ☐ **Inspect the balancer bearing (pad bearing).** Remove the back-up pad and rotate the balancer bearing shaft while holding the counterbalance stationary. The balancer shaft should turn freely.



#### Back-Up Pad

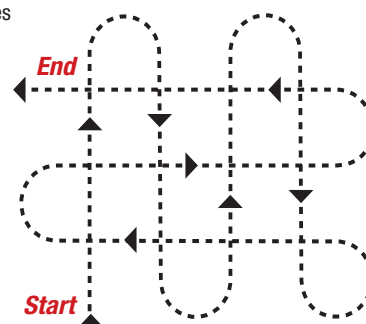
- ☐ **Inspect the face of the sanding pad.** The pad must be flat and smooth, without any defects. Check if they are using a Dynabrade back-up pad that is "weight-mated" to the sander. Using another pad can make the sander vibrate excessively and lead to an unacceptable finish.

### Sanding Techniques:

- ☐ **Always START the sander ON the surface, and STOP the sander OFF the surface.**
- ☐ **When sanding keep the sander, and pad FLAT on the surface.** **Important:** Do not exert heavy downward force on the sander. Apply enough downward force to keep the back-up pad and abrasive flat on the surface allowing the back-up pad to orbit freely over the surface.

### Sanding Techniques (Continued)

- ☐ **Follow a set pattern when sanding.** It is suggested to pass over the surface following a "North, South, East, West" pattern (see below), overlapping each pass 1/4 the diameter of the back-up pad and abrasive. This insures that the previous scratches are removed and that a uniform finish is achieved. Two "patterns" per sanding step are recommended.



- ☐ **Frequently inspect abrasive for tears, folds, or build-up.** When changing abrasive to proceed to the next sanding step, first inspect the condition of the abrasive that is on the sander. If any defects are noticed in that abrasive, remove it and install another piece of the same grain and sand the work surface again before proceeding on to the next sanding step.
- ☐ **Always clear away sanding dust and abrasive debris before progressing to the next sanding step with a finer "grit" abrasive.**

## THE COST OF AN AIR HOSE LEAK

### One 1/16" hole in a hose leaks at 100 PSIG:

- 4.25 cubic feet per minute (CFM)
- 255 cubic feet per hour
- 2,040 cubic feet in an 8-hour day
- 6,120 cubic feet per 24 hours

\*Costs will vary based on local charges per kilowatt-hour.

### The cost of one leaking air hose:

<b>240</b>	<b>x</b>	<b>6,120</b>	<b>=</b>	<b>1,468,800</b>
working days		leakage in cf		air lost in cf
per year		per 24 hours		per year
<b>1,468,800</b>	<b>x</b>	<b>0.11€*</b>	<b>=</b>	<b>1615.68€*</b>
air lost in cf		cost per cf based on typical		<b>total cost</b>
per year		energy cost per kilowatt-hour		<b>per year!</b>

## PLUG CONNECTORS

### Compare Airflow SCFM (LPM)

All information based upon size of I.D. at 90 PSIG (6.2 Bar) in conjunction with mating coupler.



**Common Plug Connector**  
25 SCFM (708 LPM)



**Dynabrade Plug Connector**  
76 SCFM (2,152 LPM)



# NOTES



# NUMERICAL TOOL INDEX

Model	Page	Model	Page
10127 .....	49, 51	10754 .....	18
10170 .....	21	10756 .....	18
10174 .....	21	10760 .....	19
10207 .....	49, 50	10761 .....	19
10280 .....	22	10763 .....	19
10282 .....	22	10764 .....	19
10283 .....	22	10770 .....	18
10285 .....	22	10771 .....	18
10288 .....	29	10780 .....	18
10289 .....	29	10781 .....	18
10290 .....	22	10786 .....	53
10291 .....	22	10787 .....	53
10292 .....	22	10788 .....	53
10341 .....	30	10800 .....	31
10343 .....	30	10880 .....	29
10344 .....	30	18000 .....	3
10350 .....	31	18001 .....	3
10351 .....	30	18010 .....	3
10353 .....	30	18011 .....	3
10354 .....	30	18020 .....	3
10360 .....	50	18025 .....	4
10470 .....	28	18050 .....	53
10477 .....	28	18053 .....	53
10483 .....	28	18055 .....	54
10485 .....	28	18056 .....	54
10487 .....	28	18058 .....	54
10710 .....	20	18068 .....	54
10712 .....	20	18072 .....	5
10720 .....	20	18075 .....	2
10722 .....	20	18080 .....	2
10724 .....	20	18100 .....	4
10725 .....	20	18101 .....	4
10727 .....	20	18160 .....	4
10729 .....	20	18180 .....	4
10730 .....	20	18220 .....	2
10731 .....	20	18253 .....	5
10733 .....	20	18255 .....	5
10734 .....	20	18256 .....	5
10735 .....	20	18258 .....	5
10745 .....	51	21000 .....	25, 26
10746 .....	49, 51	21001 .....	25, 26
10750 .....	18	21004 .....	25, 26
10752 .....	18	21005 .....	25, 26



# NUMERICAL TOOL INDEX

Model	Page	Model	Page
21006 .....	25, 26	69004 .....	24, 26
21009 .....	25, 26	69005 .....	24, 26
21010 .....	25, 26	69008 .....	24, 26
21011 .....	25, 26	69009 .....	24, 26
21014 .....	25, 26	69010 .....	24, 26
21015 .....	25, 26	69013 .....	24, 26
21016 .....	25, 26	69014 .....	24, 26
21019 .....	25, 26	69015 .....	24, 26
21020 .....	25, 26, 47	69018 .....	24, 26
21021 .....	25, 26	69019 .....	24, 26
21024 .....	25, 26	69020 .....	24, 26
21025 .....	25, 26	69023 .....	24, 26
21026 .....	25, 26	69024 .....	24, 26
21029 .....	25, 26	69025 .....	24, 26
21030 .....	25, 26	69028 .....	24, 26
21031 .....	25, 26	69029 .....	24, 26
21034 .....	25, 26	69030 .....	24, 26
21035 .....	25, 26	69033 .....	24, 26
21036 .....	25, 26	69034 .....	24, 26
21039 .....	25, 26	69035 .....	24, 26
21040 .....	25, 26	69038 .....	24, 26
21041 .....	25, 26	69039 .....	24, 26
21044 .....	25, 26	69040 .....	24, 26
21045 .....	25, 26	69043 .....	24, 26
21046 .....	25, 26	69044 .....	24, 26
21049 .....	25, 26	69100 .....	24, 26
21050 .....	25, 26	69103 .....	24, 26
21051 .....	25, 26	69104 .....	24, 26
21054 .....	25, 26	69105 .....	24, 26
21055 .....	25, 26	69108 .....	24, 26
21056 .....	25, 26	69109 .....	24, 26
21059 .....	25, 26	69110 .....	24, 26
21068 .....	27	69113 .....	24, 26
21069 .....	27	69114 .....	24, 26
21070 .....	27	69500 .....	50
21071 .....	27	69502 .....	50
22242 .....	47	69504 .....	50
51590 .....	52	69540 .....	27
51591 .....	52	69550 .....	27
57800 .....	21	72720 .....	49
57804 .....	21	72730 .....	49
69000 .....	24, 26	72778 .....	49
69003 .....	24, 26	72779 .....	49





**DYNABRADE EUROPE S.à r.l.**

Zone Artisanale Op Tomm 6 • L-5485 Wormeldange—Haut, Luxembourg • Telephone: +352 768 494 1 • Fax: +352 768 495

**[www.dynabrade.com](http://www.dynabrade.com)**

©DYNABRADE, INC. 2011